

Art. **N30193**

**CITROËN JUMPY**

2000 01/07→03/16

**FIAT SCUDO**

2000 01/07→04/16

**PEUGEOT EXPERT**

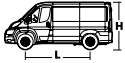
2000 01/07→03/16

**PEUGEOT EXPERT TEPEE**

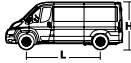
2000 01/07→05/16

**TOYOTA PROACE**

2000 12/13→03/16




H = 1980mm  
L = 3000mm



H = 1980mm  
L = 3122mm


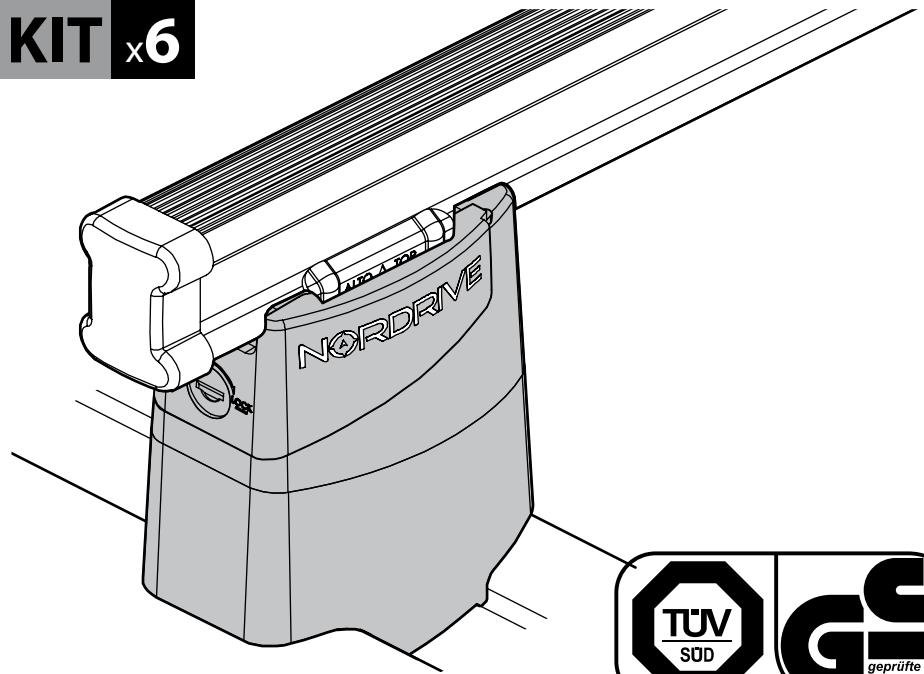


H = 2204mm  
L = 3122mm



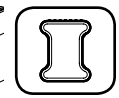
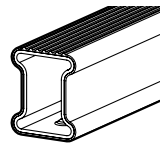
- ISTRUZIONI DI MONTAGGIO
- FITTING INSTRUCTIONS
- MONTAGEANLEITUNG
- INSTRUCTIONS DE MONTAGE
- ISTRUCCIONES DE MONTAJE
- INSTRUÇÕES DE MONTAGEM
- MONTAGE-INSTRUCTIES
- MONTERINGSANVISNING
- ASENNUSOHJE
- PAIGALDUSJUHEND
- STIPRINĀŠANAS INSTRUKCIJA
- PRITVIRTINIMO INSTRUKCIJOS
- INSTRUKCJA MONTAŻU
- Инструкции по установке
- NÁVOD NA MONTÁŽ
- NÁVOD NA MONTÁŽ
- NAVODILA ZA PRITRJEVANJE
- UPUTA ZA SASTAVLJANJE
- A FELSZERELÉS MÓDJA
- Οδηγίες συναρμολόγησης
- MONTAJ TALIMATLARL
- ИНСТРУКЦИИ ЗА МОНТАЖ
- UPUTSTVA ZA MONTAŽU

**KIT x6**



- ADATTO PER
- SUITABLE FOR
- INDIQUÉ POUR
- GEEIGNET FÜR
- ADECUADA PARA

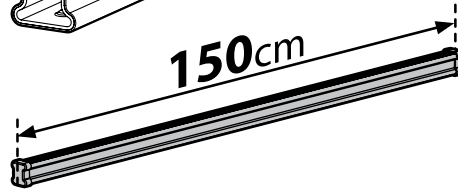
**NORDRIVE  
KARGO SERIES**



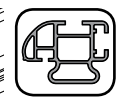
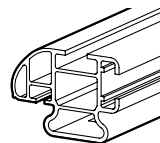
**Kargo**  
ACCIAIO  
Steel

- BARRE KARGO
- KARGO BARS
- BARRES KARGO
- DACH-LASTENTRÄGER KARGO
- BARRES KARGO

150cm



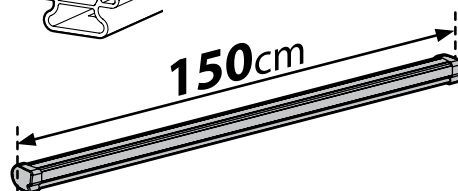
Art. **N10010** x3



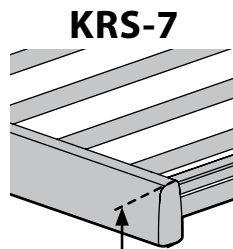
**Kargo-Plus**  
ALLUMINIO  
Aluminium

- BARRE KARGO-PLUS
- KARGO-PLUS BARS
- BARRES KARGO-PLUS
- DACH-LASTENTRÄGER KARGO-PLUS
- BARRES KARGO-PLUS

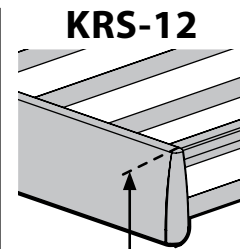
150cm



Art. **N10040** x3



7cm

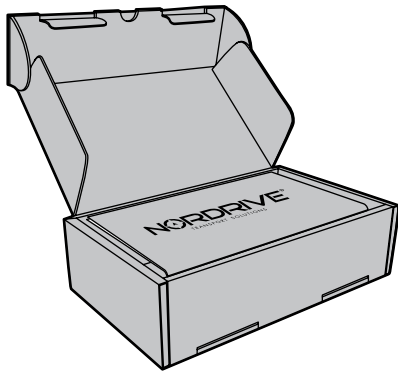


12cm

- CESTE PORTATUTTO KRS-7 / KRS-12
- KRS-7 / KRS-12 VAN ROOF RACKS
- GALERIE KRS-7 / KRS-12
- DACHKÖRBEIN KRS-7 / KRS-12
- BACAS KRS-7 / KRS-12

**NORDRIVE®**

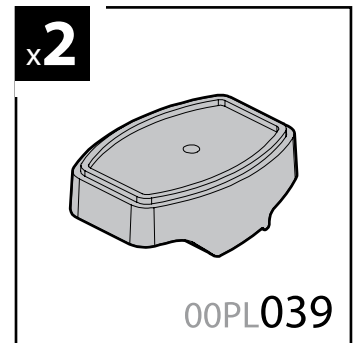
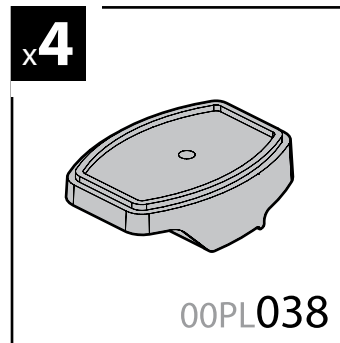
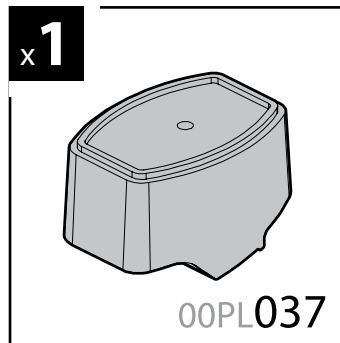
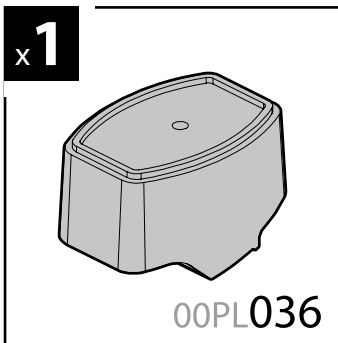
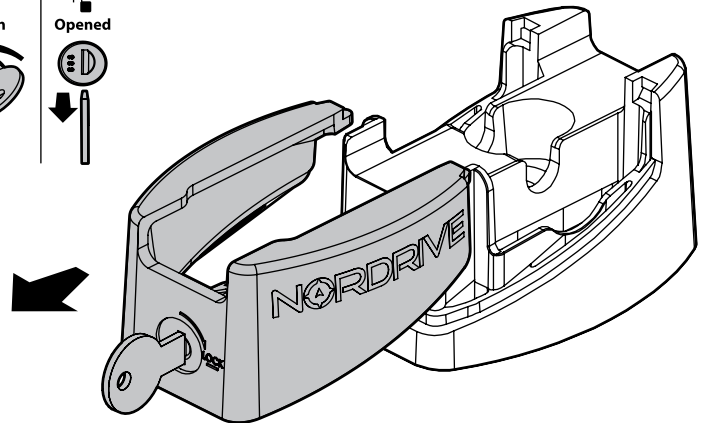
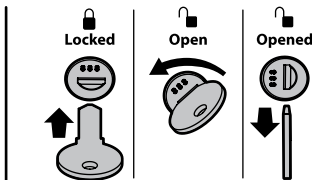
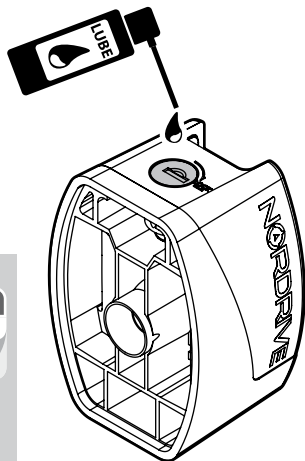
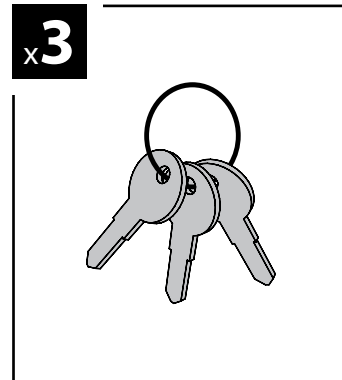
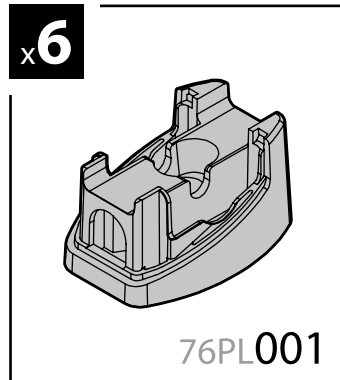
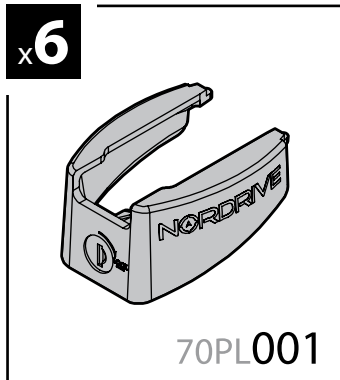
TRANSPORT SOLUTIONS

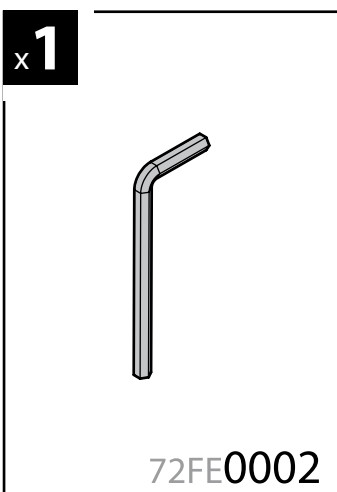
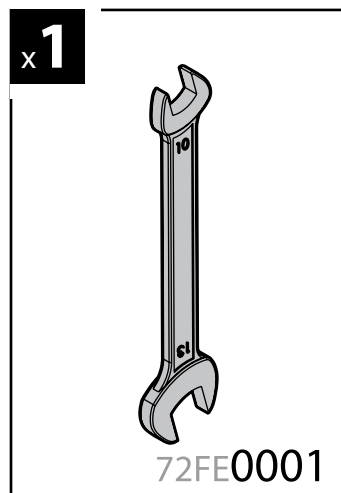
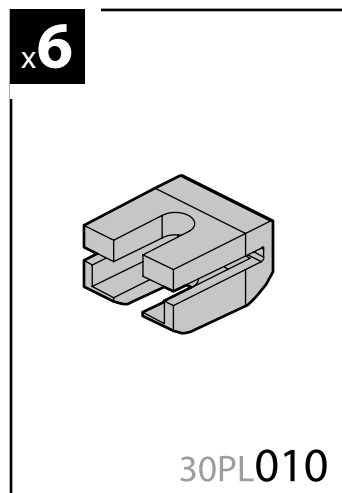
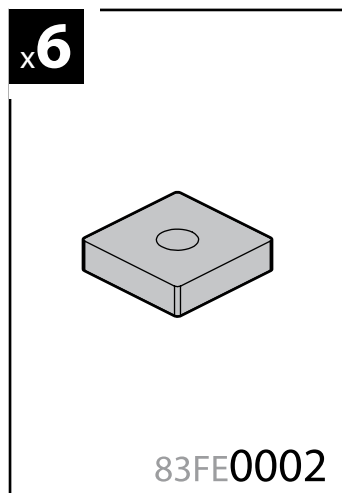
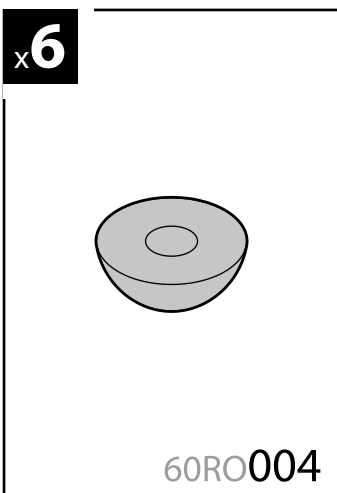
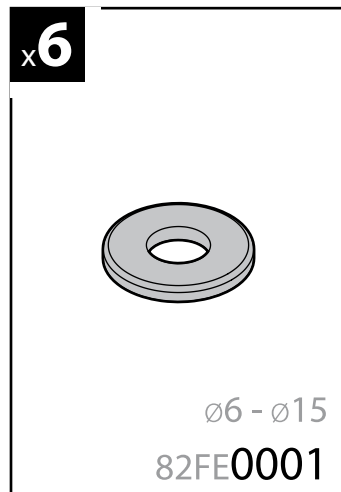
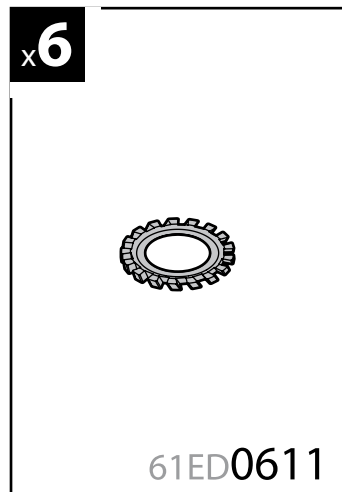
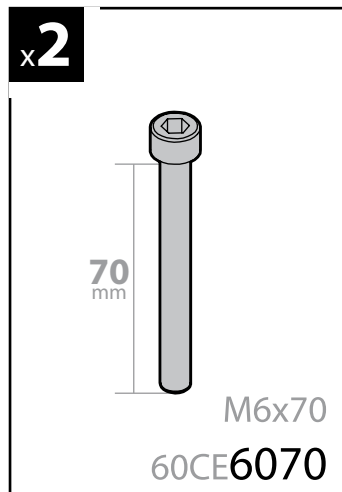
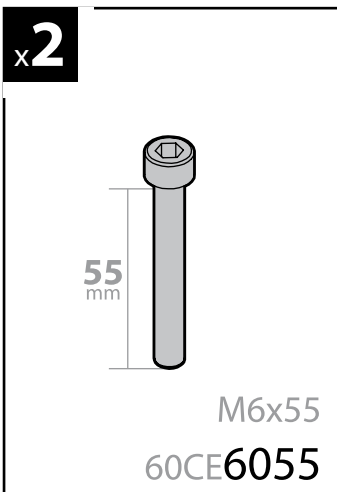
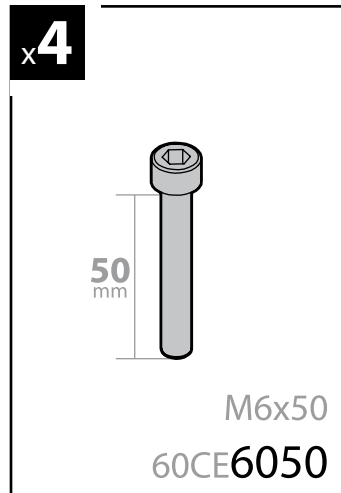
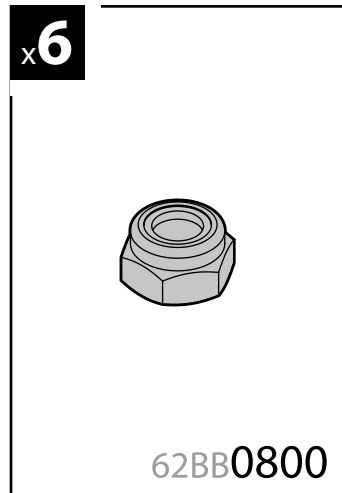
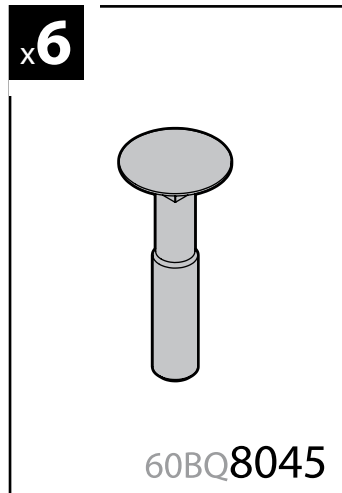
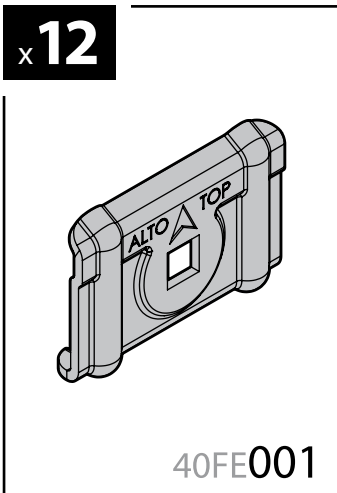


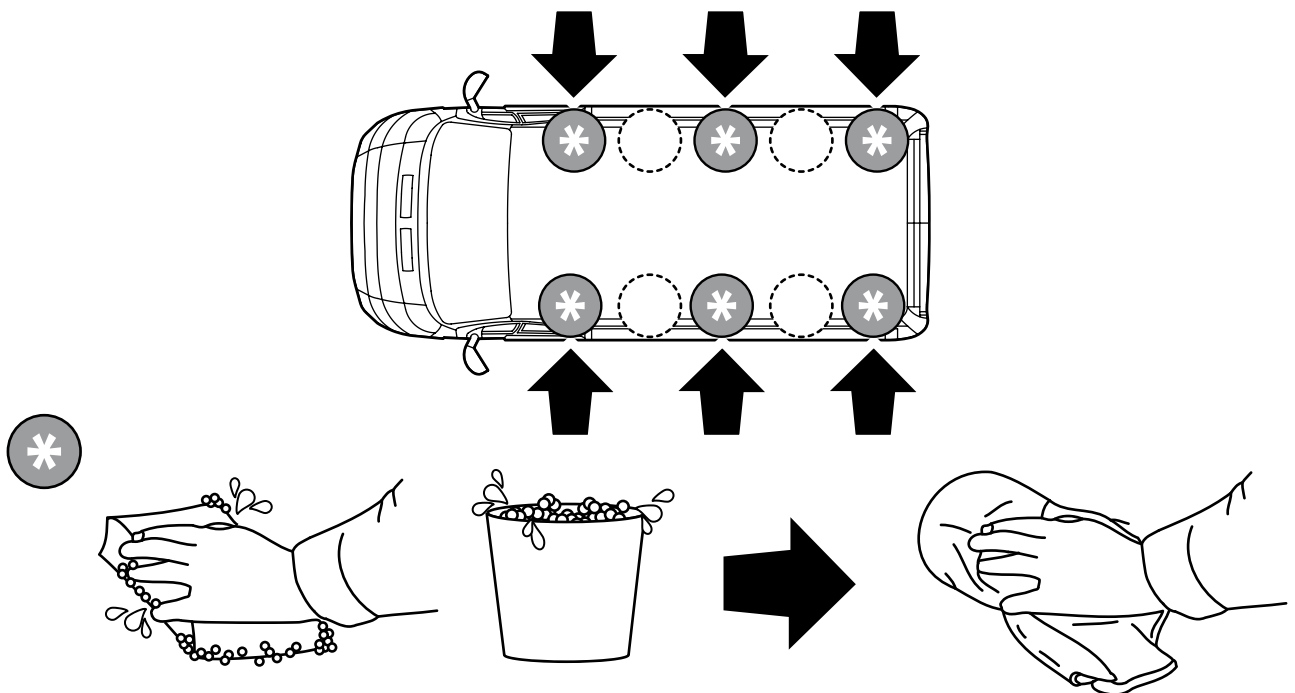
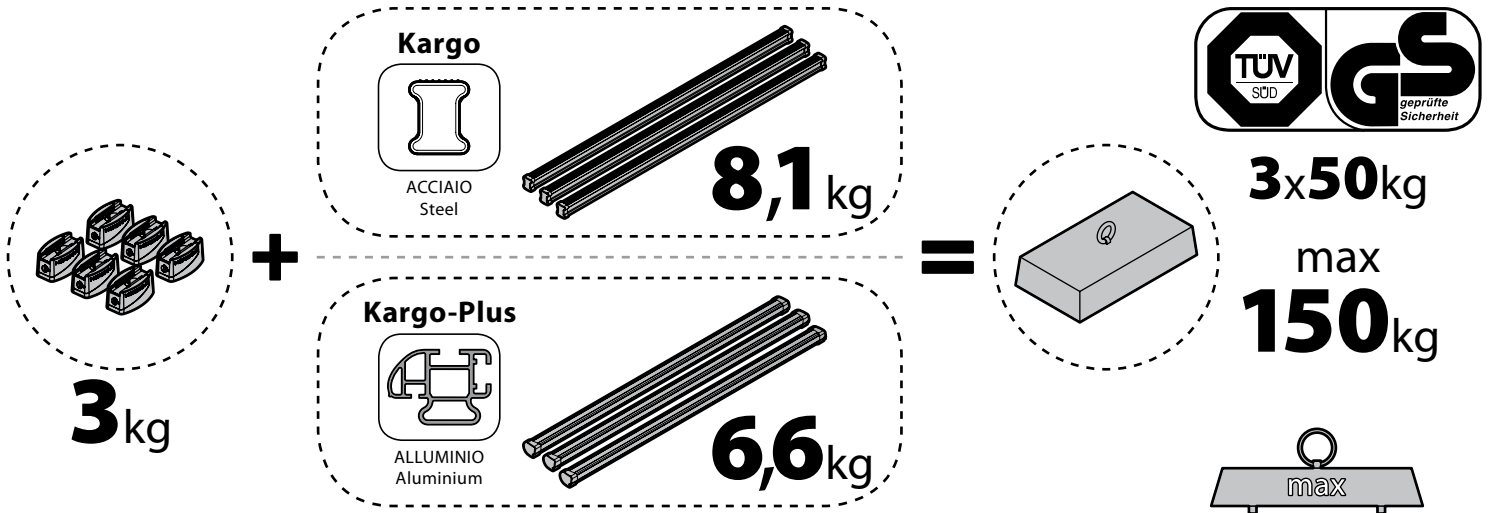
# NORDRIVE<sup>®</sup>

TRANSPORT SOLUTIONS

Art. **N30193**







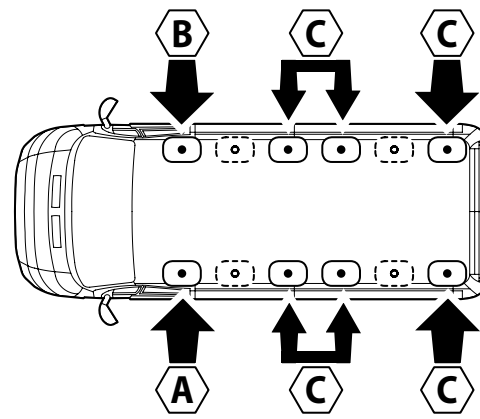
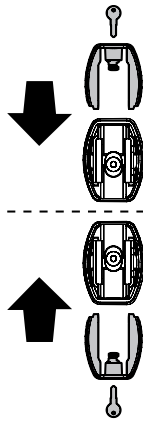
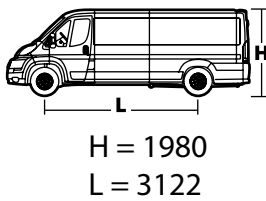
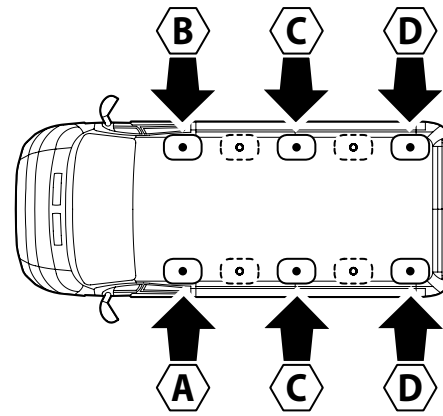
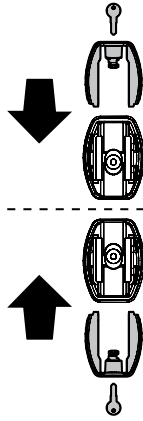
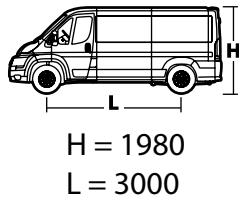


(I) ISTRUZIONI DI MONTAGGIO  
 (GB) FITTING INSTRUCTIONS  
 (D) MONTAGEANLEITUNG  
 (F) INSTRUCTIONS DE MONTAGE  
 (E) INSTRUCCIONES DE MONTAJE  
 (P) INSTRUÇÕES DE MONTAGEM  
 (NL) MONTAGE-INSTRUCTIES  
 (S) MONTERINGSANVISNING

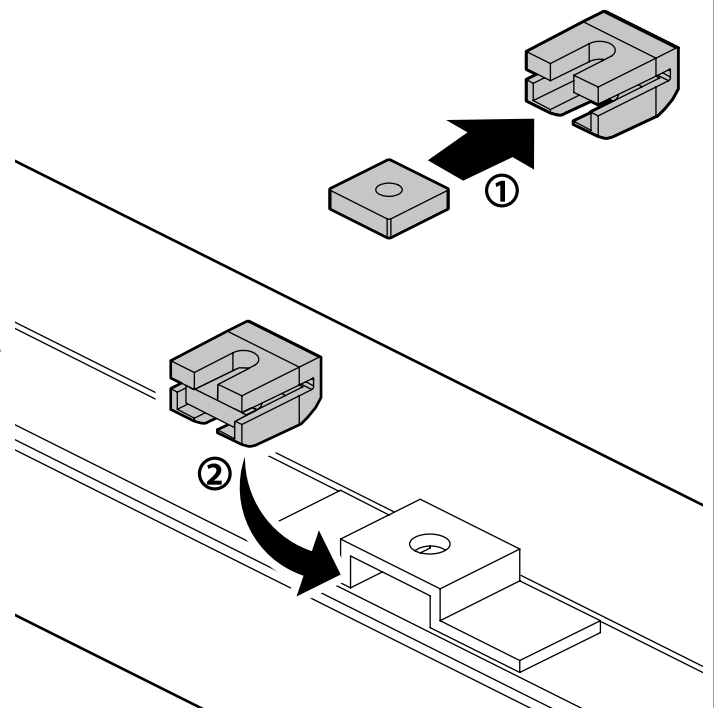
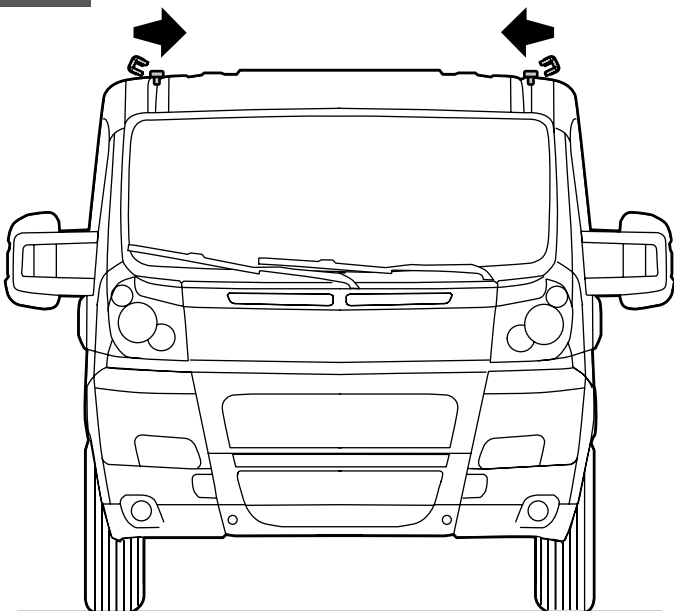
(FIN) ASENNUSOHJE  
 (EST) PAIGALDUSJUHEND  
 (LAT) STIPRINĀŠANAS INSTRUKCIJA  
 (LT) PRITVIRTINIMO INSTRUKCIJOS  
 (PL) INSTRUKCJA MONTAŻU  
 (RUS) Инструкции по установке  
 (CZ) NÁVOD NA MONTÁŽ  
 (SK) NÁVOD NA MONTÁŽ

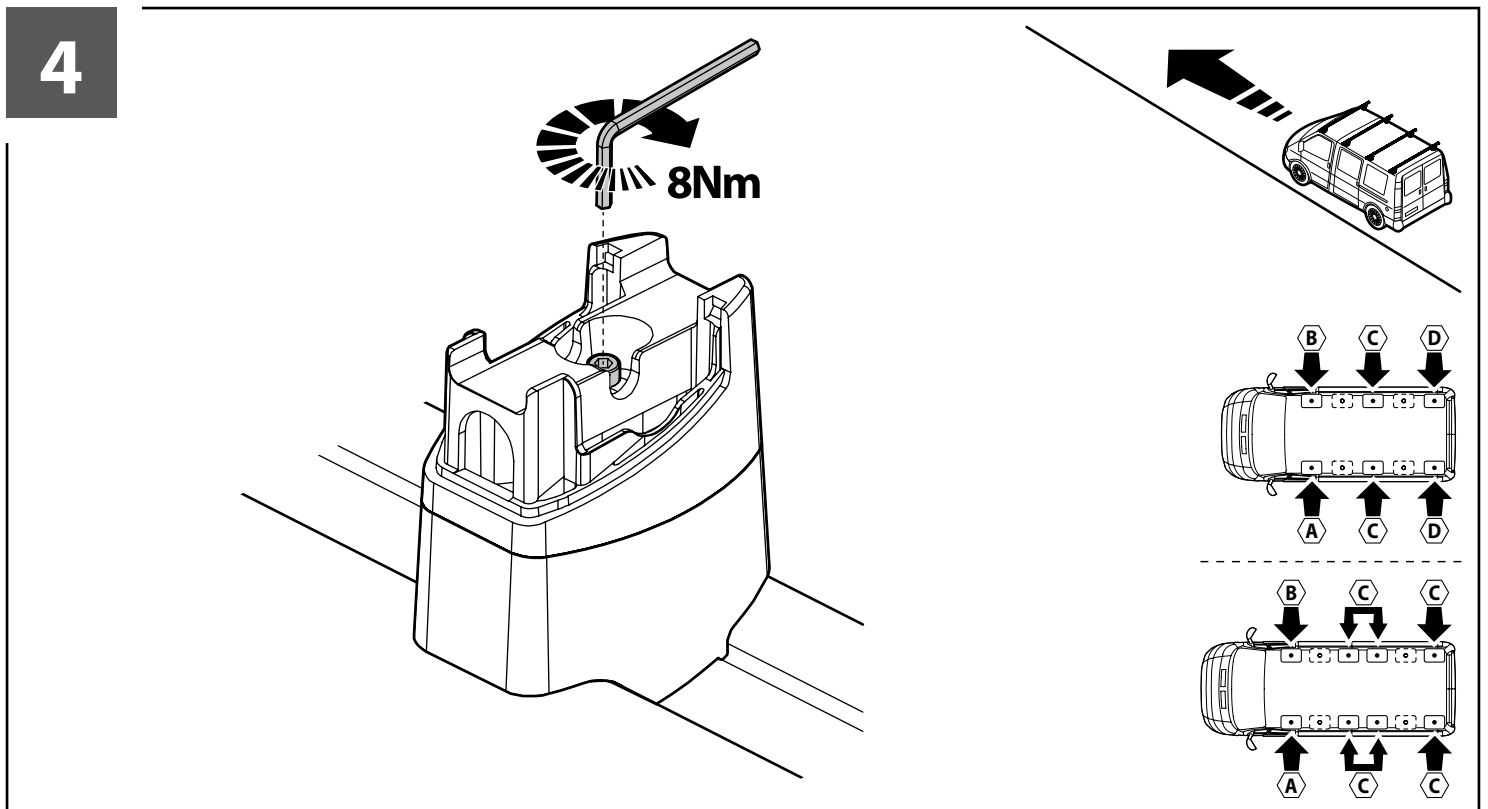
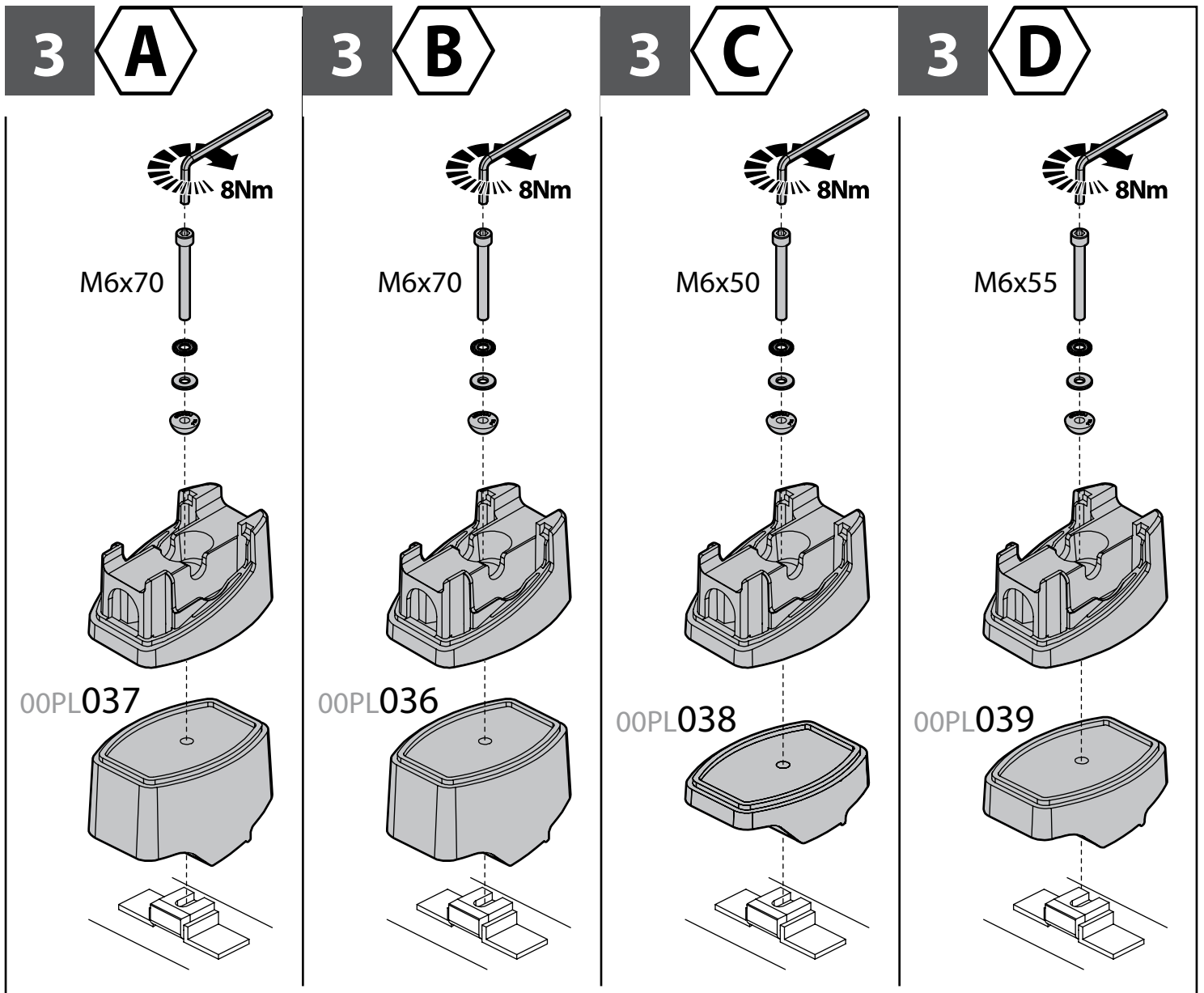
(SLO) NAVODILA ZA PRITRJEVANJE  
 (HR) UPUTA ZA SASTAVLJANJE  
 (H) A FELSZERELÉS MÓDJA  
 (GR) Οδηγίες συναρμολόγησης  
 (TR) MONTAJ TALIMATLARL  
 (BG) ИНСТРУКЦИИ ЗА МОНТАЖ  
 (SRB) UPUTSTVA ZA MONTAŽU

1



2



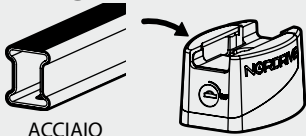




# ATTENZIONE WARNING



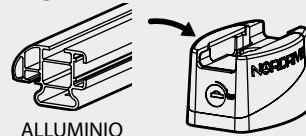
## A Kargo



ACCIAIO  
Steel

MONTAGGIO DIRETTO  
SUI KIT PIEDI SPECIFICI  
DIRECTLY ON FOOT KITS  
BEFESTIGUNGSFÜSSE

## B Kargo-Plus


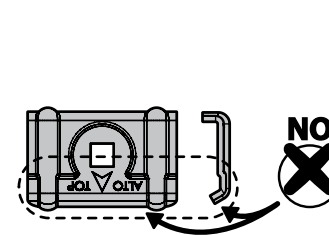
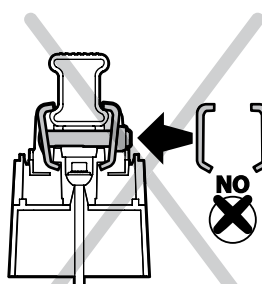
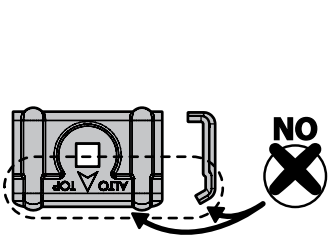
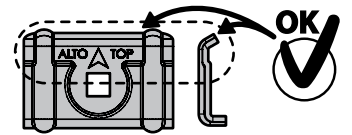
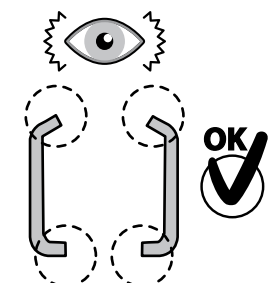
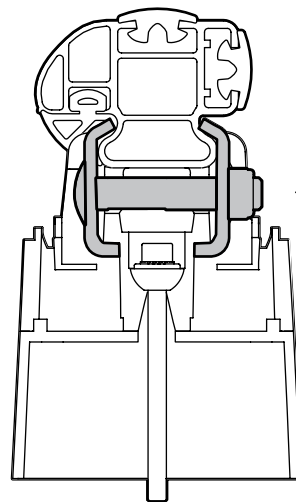
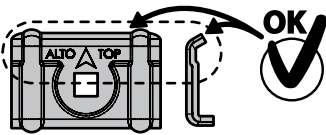
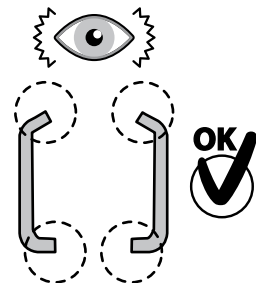
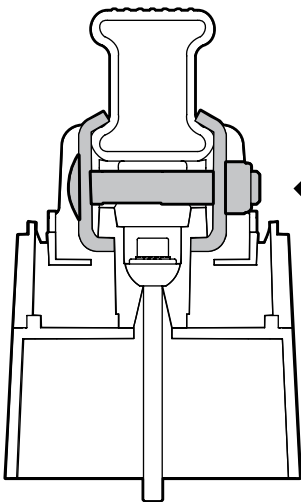
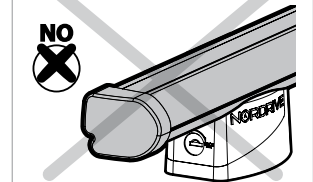
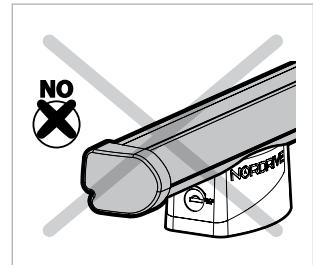
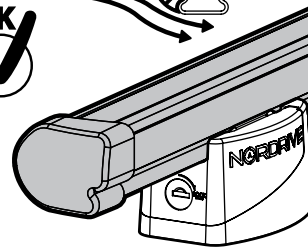
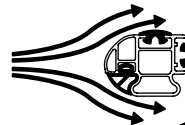
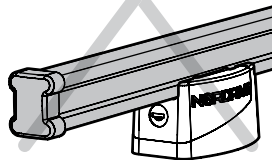
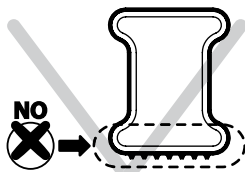
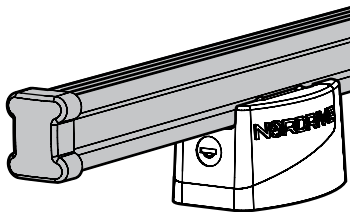
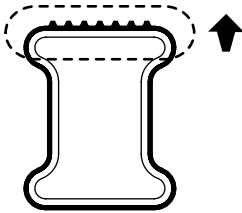


ALLUMINIO  
Aluminium

MONTAGGIO DIRETTO  
SUI KIT PIEDI SPECIFICI  
DIRECTLY ON FOOT KITS  
BEFESTIGUNGSFÜSSE

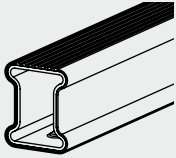
# A

# B



# 5

**A**



**Kargo**  
ACCIAIO  
Steel


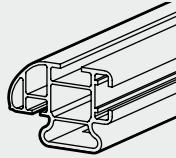


Diagram showing the Kargo steel bar being installed on a vehicle roof rack. The bar is positioned horizontally across the roof rails. Arrows indicate the distance from the center of the bar to the roof rails.

**B**



**Kargo-Plus**  
ALLUMINIO  
Aluminium




Diagram showing the Kargo-Plus aluminium bar being installed on a vehicle roof rack. The bar is positioned horizontally across the roof rails. Arrows indicate the distance from the center of the bar to the roof rails.

**1**

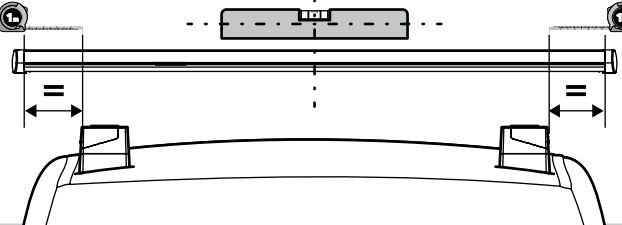


Diagram showing the Kargo-Plus aluminium bar being placed on the roof rails. Arrows indicate the distance from the center of the bar to the roof rails.

**2**




Diagram showing the Kargo-Plus aluminium bar being cut to fit the roof rails. Scissors are shown cutting the bar at the ends. A small inset shows the Kargo-Plus aluminium bar with a notch cut out.

# 6

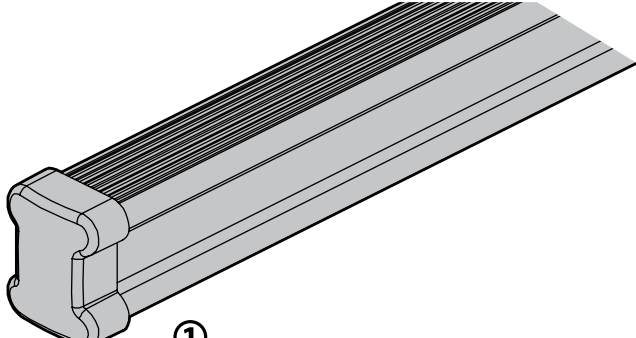


Diagram showing the Kargo-Plus aluminium bar being installed on a vehicle roof rack. The bar is positioned horizontally across the roof rails. Arrows indicate the distance from the center of the bar to the roof rails.

**1**

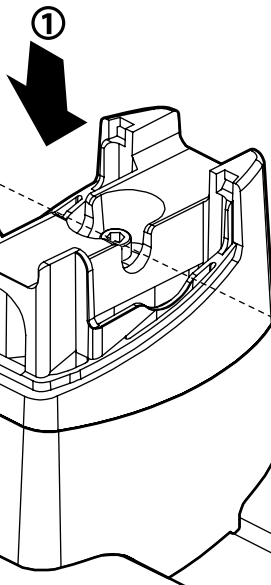


Diagram showing the Kargo-Plus aluminium bar being placed on the roof rails. Arrows indicate the distance from the center of the bar to the roof rails.

**2**




Diagram showing the Kargo-Plus aluminium bar being cut to fit the roof rails. Scissors are shown cutting the bar at the ends.

**3**

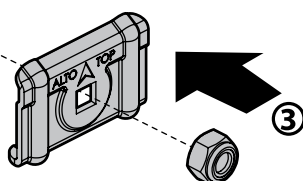


Diagram showing the Kargo-Plus aluminium bar being secured to the roof rails. A bolt and nut are shown being used to secure the bar.

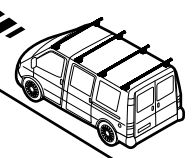


Diagram showing a vehicle with the Kargo-Plus aluminium bar installed on the roof rack. An arrow points to the right, indicating the direction of travel.

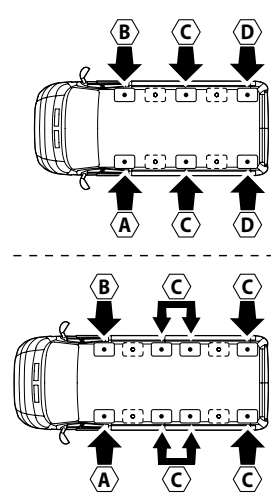
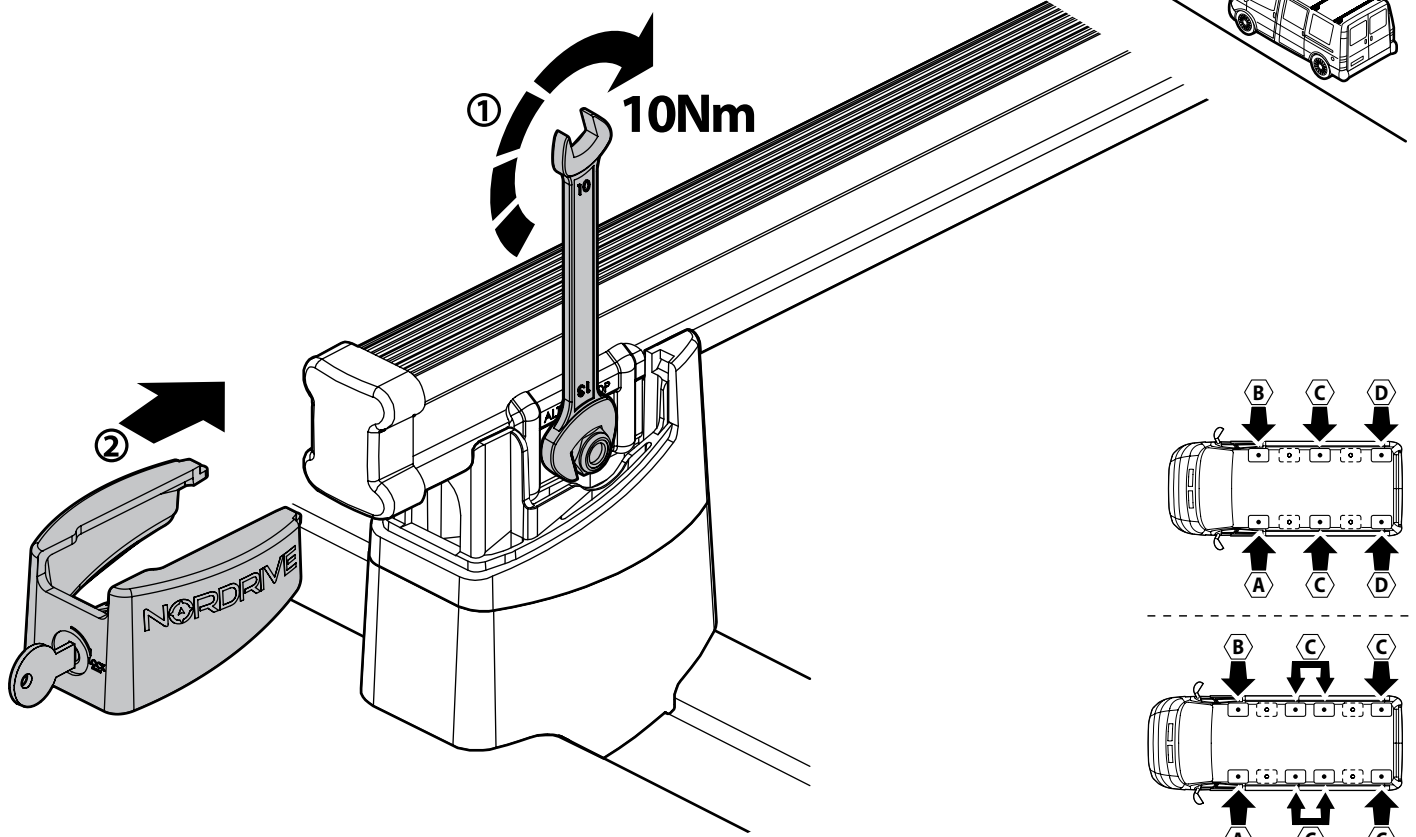
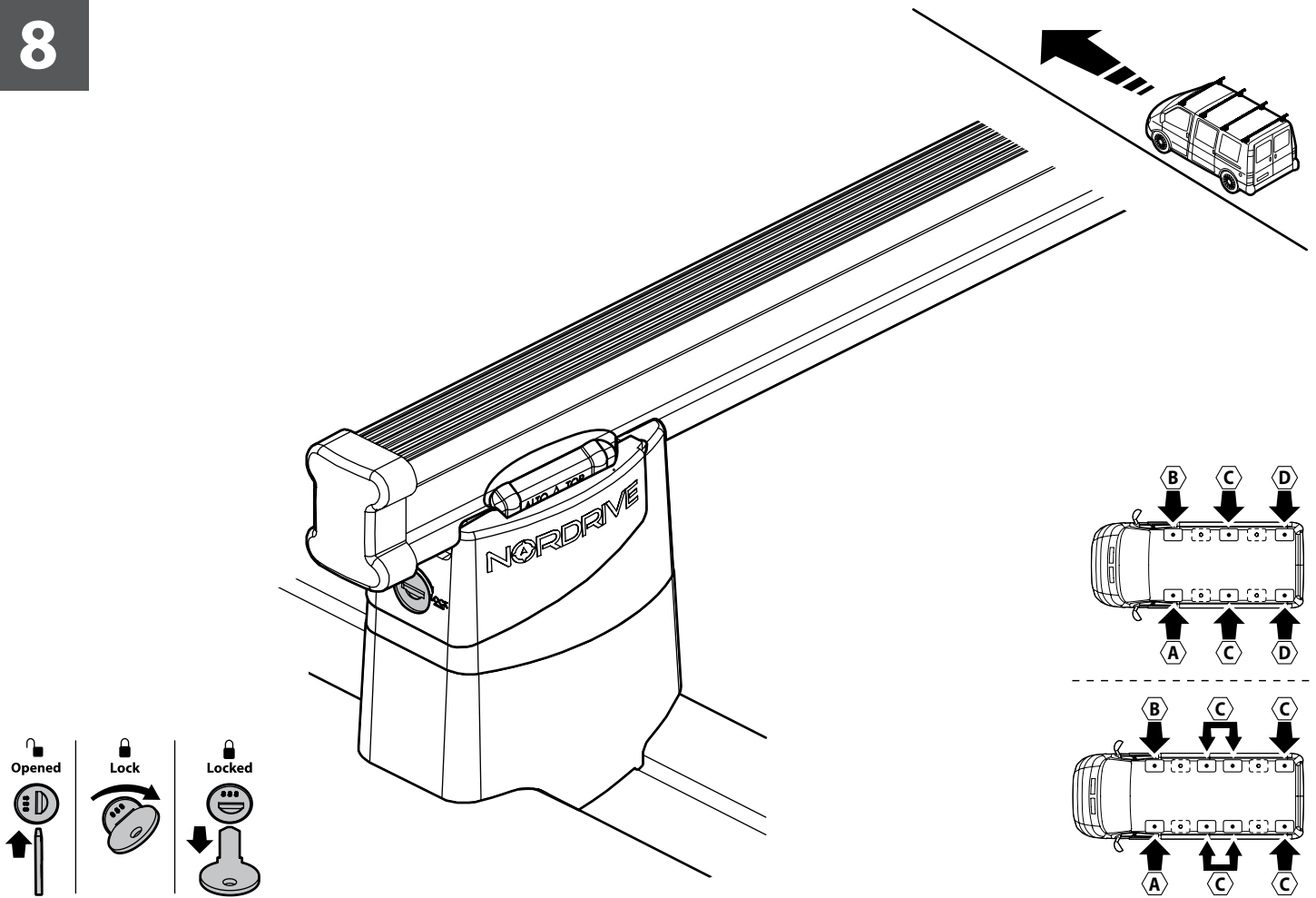


Diagram showing the roof rack layout with the Kargo-Plus aluminium bar installed. The layout is shown from the top and bottom views. The top view shows the bar positioned across the roof rails, with arrows indicating the distance from the center of the bar to the roof rails. The bottom view shows the bar positioned across the roof rails, with arrows indicating the distance from the center of the bar to the roof rails. The layout is labeled with letters A, B, C, and D.

7



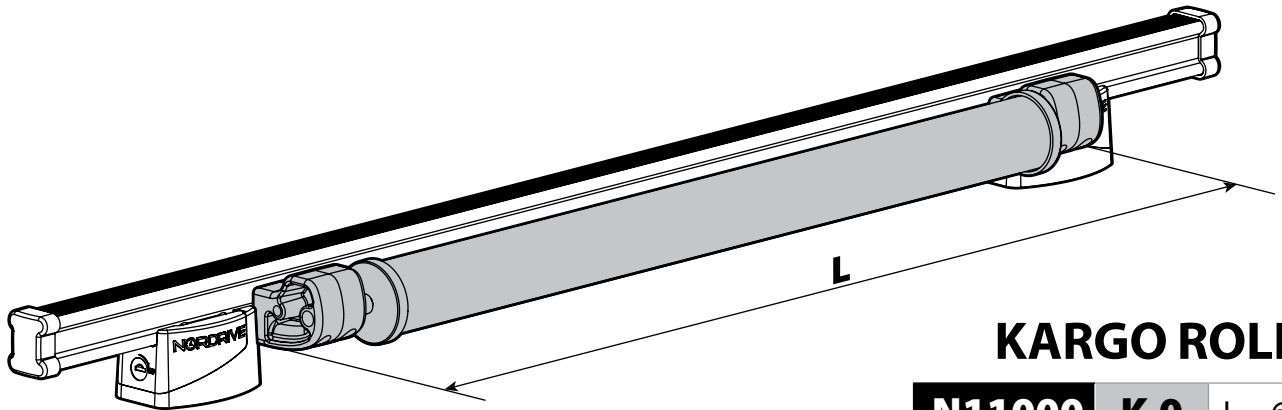
8



# Kargo series

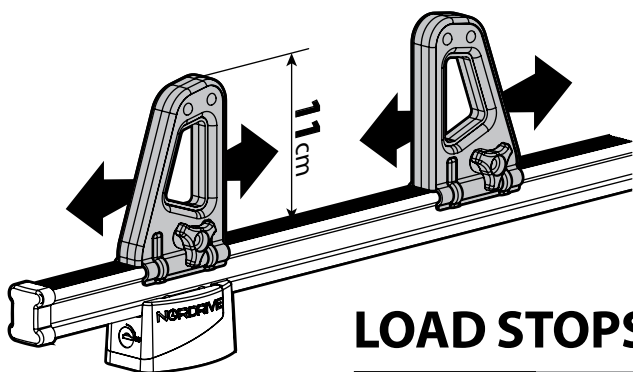


Acciaio / Steel



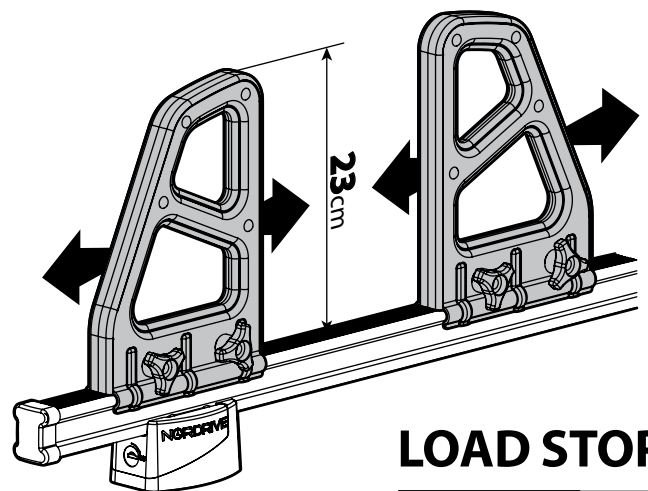
## KARGO ROLLER

<b>N11000</b>	<b>K-0</b>	L = 64 cm
<b>N11003</b>	<b>K-7</b>	L = 96 cm



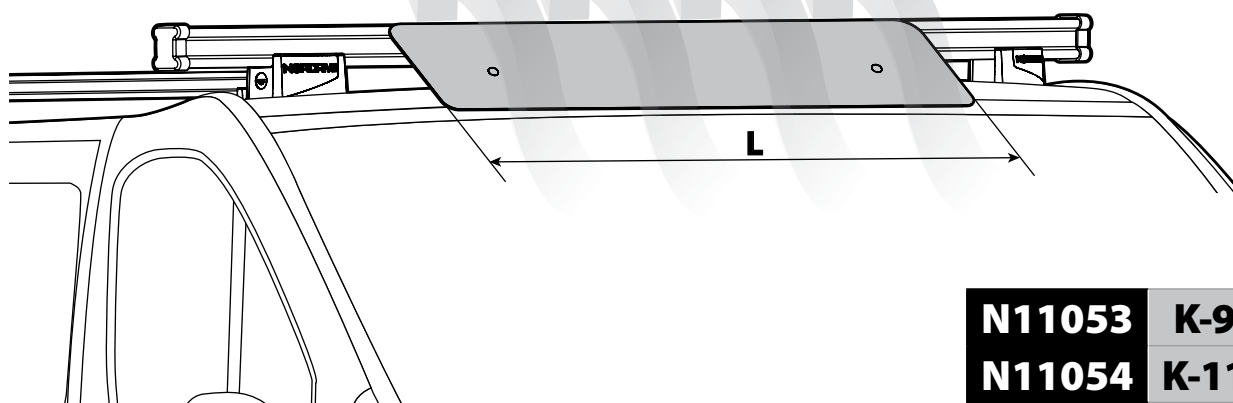
## LOAD STOPS

**N11001** K-1



## LOAD STOPS

**N11002** K-2

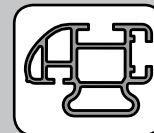


## SPOILER

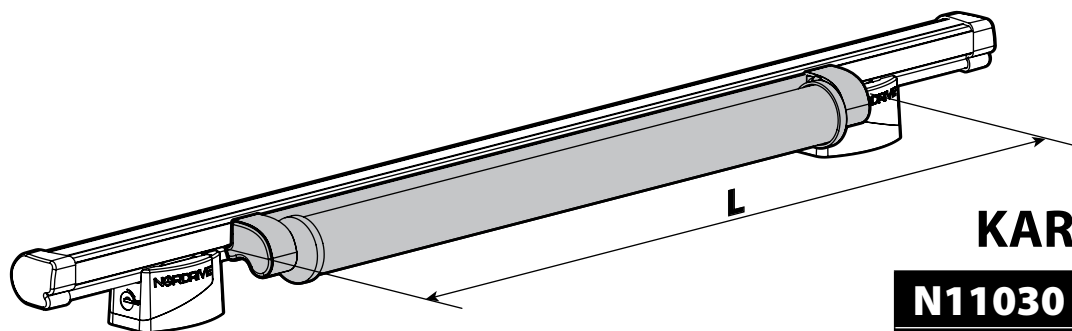
<b>N11053</b>	<b>K-9</b>	L = 95 cm
<b>N11054</b>	<b>K-11</b>	L = 110 cm

**OPTIONALS** PER / FOR / FÜR:

# Kargo-Plus series



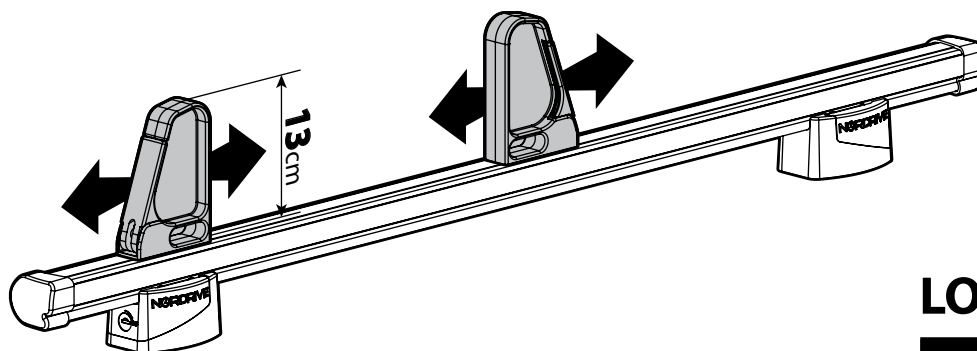
Alluminio / Aluminium



## KARGO ROLLER

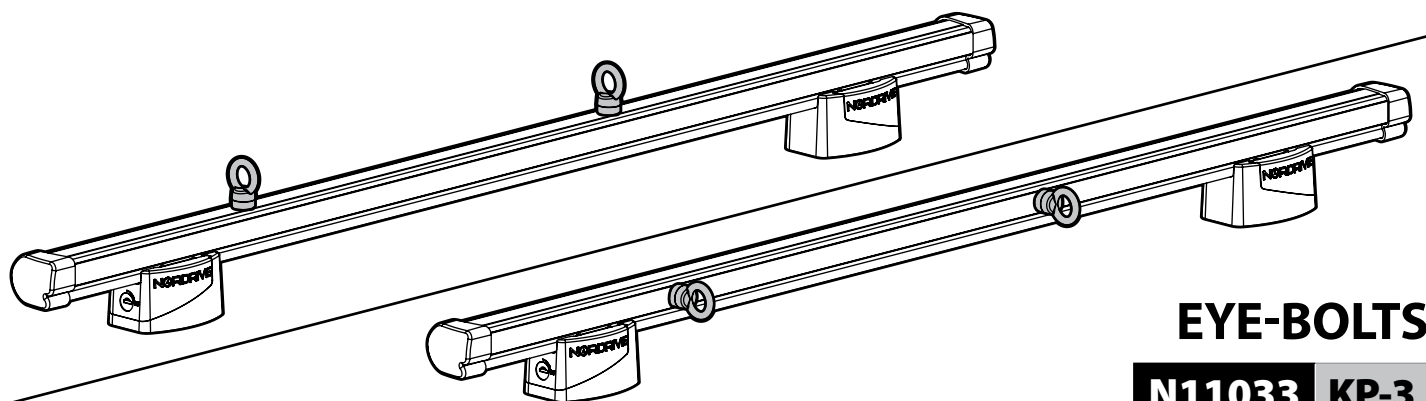
**N11030** KP-0 L = 64 cm

**N11034** KP-7 L = 96 cm



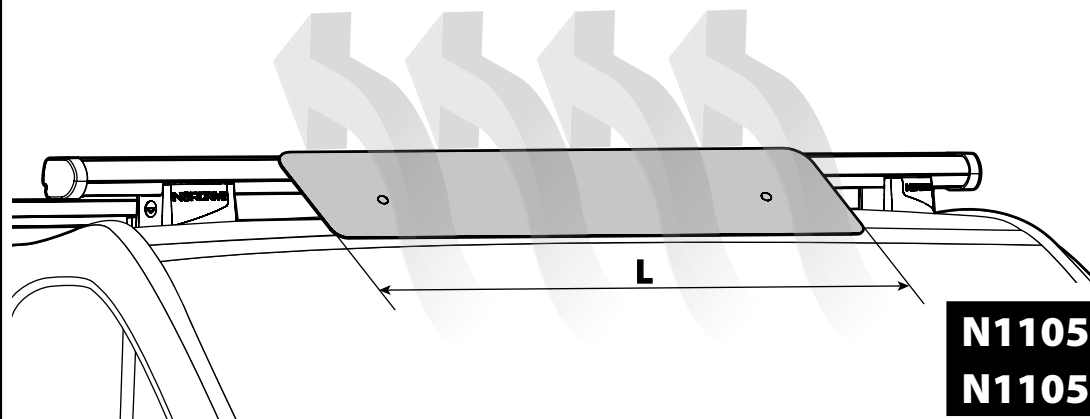
## LOAD STOPS

**N11031** KP-1



## EYE-BOLTS

**N11033** KP-3



## SPOILER

**N11057** KP-9 L = 95 cm

**N11058** KP-11 L = 110 cm



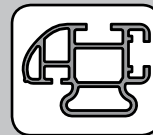
OPTIONALS PER / FOR / FÜR:

**Kargo** series



Acciaio / Steel

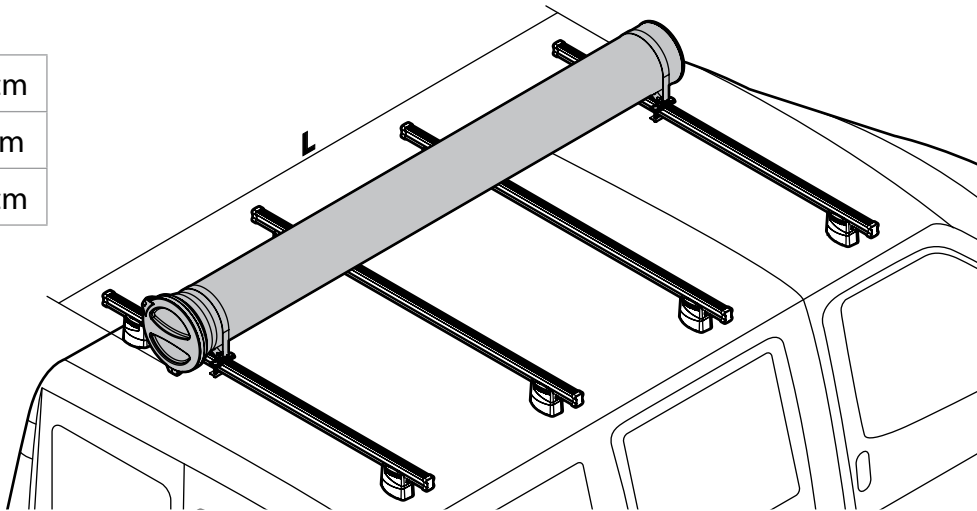
**Kargo-Plus**  
series



Alluminio / Aluminium

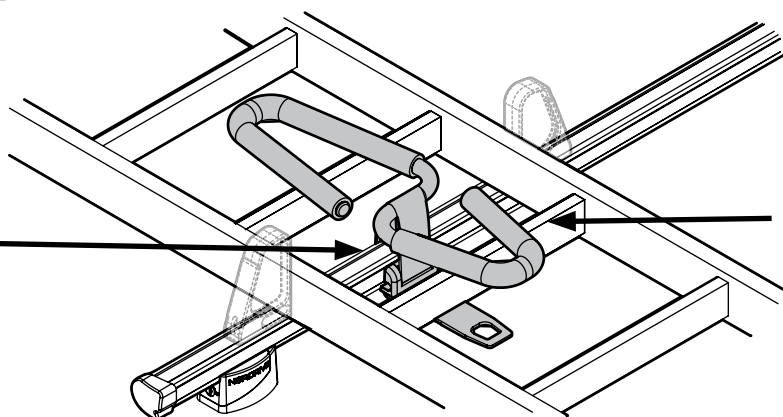
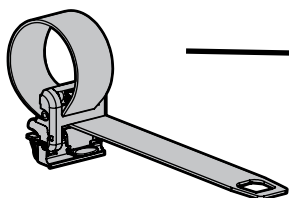
### KARGO-TUBE

<b>N11050</b>	<b>T200</b>	L = 205 cm
<b>N11051</b>	<b>T300</b>	L = 305 cm
<b>N11052</b>	<b>T400</b>	L = 405 cm



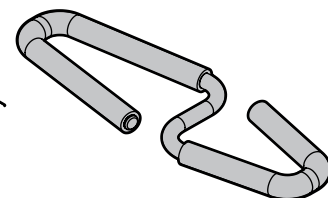
### LADDER HOLDER STRAPS

**N11065** U-5



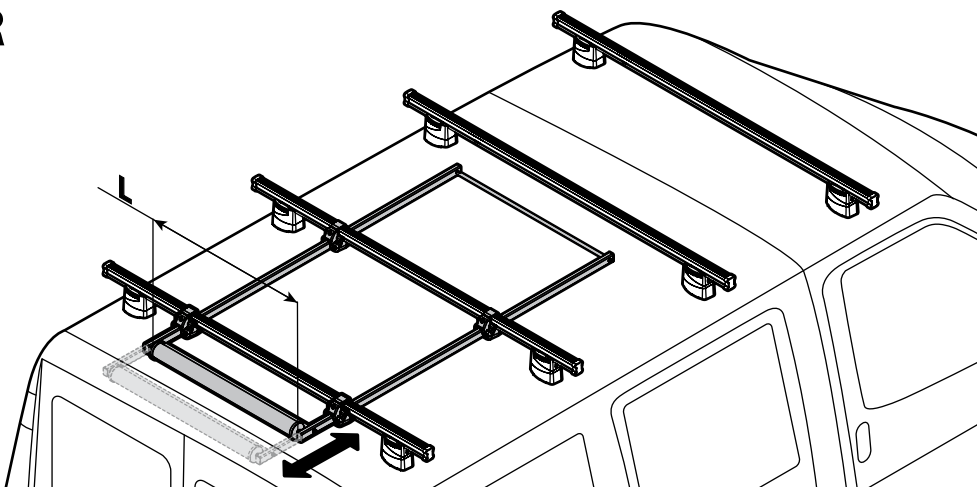
### LADDER STEP ADAPTER

**N11067** U-6



### EXTENSION ROLLER

<b>N11020</b>	<b>U-0</b>	L = 64 cm
<b>N11021</b>	<b>U-7</b>	L = 96 cm




**NORDRIVE**<sup>®</sup>  
TRANSPORT SOLUTIONS

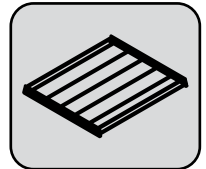

NORDRIVE<sup>®</sup> is a registered trademark of  
**LAMPA S.p.A.**  
Via G. Rossa 53/55, 46019 Viadana (MN) ITALY  
Tel. +39 0375 820700  
UNI EN ISO 9001:2008 Certified Company  
[www.nordrive.it](http://www.nordrive.it)  
[www.lampa.it](http://www.lampa.it)

91CA0354 r06

- ① CESTA PORTATUTTO
- Ⓒ ROOF CARRIER
- Ⓕ GALERIE POUR FOURGON
- Ⓓ DACHKORB
- Ⓔ PORTAEQUIPAJES PARA FURGONETA



EXTENDED



- ① ISTRUZIONI DI MONTAGGIO
- Ⓒ FITTING INSTRUCTIONS
- Ⓓ MONTAGEANLEITUNG
- Ⓕ INSTRUCTIONS DE MONTAGE
- Ⓔ INSTRUCCIONES DE MONTAJE
- Ⓖ INSTRUÇÕES DE MONTAGEM
- Ⓗ MONTAGE-INSTRUCTIES
- Ⓖ MONTERINGSANVISNING
- Ⓕ ASENNUSOHJE
- Ⓔ PAIGALDUSJUHEND
- Ⓕ STIPRINĀŠANAS INSTRUKCIJA
- Ⓕ PRITVIRTINIMO INSTRUKCIJOS
- Ⓕ INSTRUKCJA MONTAŻU
- Ⓕ Инструкции по установке
- Ⓕ NÁVOD NA MONTÁŽ
- Ⓕ NÁVOD NA MONTÁŽ
- Ⓕ NAVODILA ZA PRITRJEVANJE
- Ⓕ UPUTA ZA SASTAVLJANJE
- Ⓕ A FELSZERELÉS MÓDJA
- Ⓕ Οδηγίες συναρμολόγησης
- Ⓕ MONTAJ TALIMATLARI
- Ⓕ ИНСТРУКЦИИ ЗА МОНТАЖ
- Ⓕ UPUTSTVA ZA MONTAŽU

- ① ADATTA PER
- Ⓒ SUITABLE FOR
- Ⓕ INDIQUÉ POUR
- Ⓓ GEEIGNET FÜR
- Ⓔ ADECUADA PARA



NORDRIVE  
KARGO SERIES



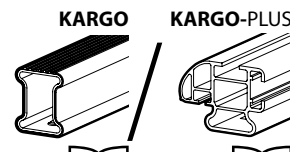
pag.6 i pag.6

- ① ATTACCHI SPECIFICI PER VEICOLI CON PREDISPOSIZIONE
- Ⓒ FOR VEHICLES WITH BUILT-IN FIX POINTS
- Ⓕ CONNEXIONS SPÉCIFIQUES POUR DES VÉHICULES AVEC PRÉDISPOSITION
- Ⓓ FÜR FAHRZEUGE MIT VORHANDENEN BEFESTIGUNGSPUNKTEN
- Ⓔ CONEXIONES PARA VEHÍCULOS CON PREDISPOSICIÓN ESPECÍFICA



pag.7 i pag.7

- ① KIT PIEDI PER VEICOLI CON GRONDINE
- Ⓒ FOOT KIT FOR VEHICLES WITH RAIN GUTTERS
- Ⓕ KIT PIEDS POUR VÉHICULES AVEC GOUTTIÈRE
- Ⓓ FUB-KIT FÜR FAHRZEUGE MIT REGENRINNE
- Ⓔ KIT CONEXIONES PARA VEHÍCULOS CON VIERTEGUAS



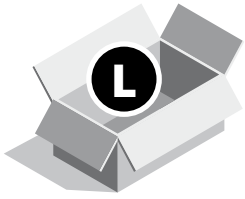
pag.8 i pag.8 pag.9 i pag.9

- ① BARRE KARGO E KARGO-PLUS
- Ⓒ KARGO AND KARGO-PLUS BARS
- Ⓕ BARRES KARGO ET KARGO-PLUS
- Ⓓ DACH-LASTENTRÄGER KARGO UND KARGO-PLUS
- Ⓔ BARRES KARGO Y KARGO-PLUS

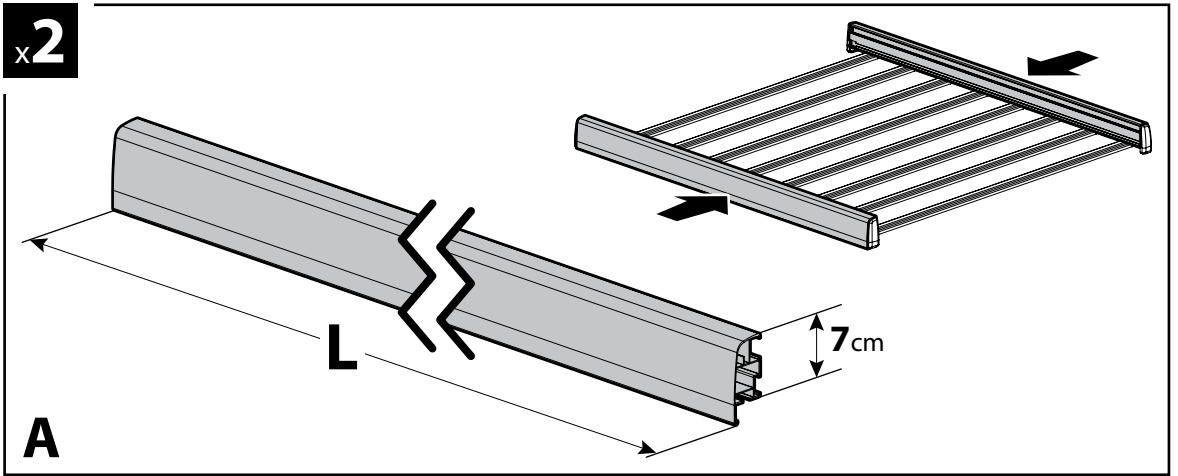
NORDRIVE®

TRANSPORT SOLUTIONS


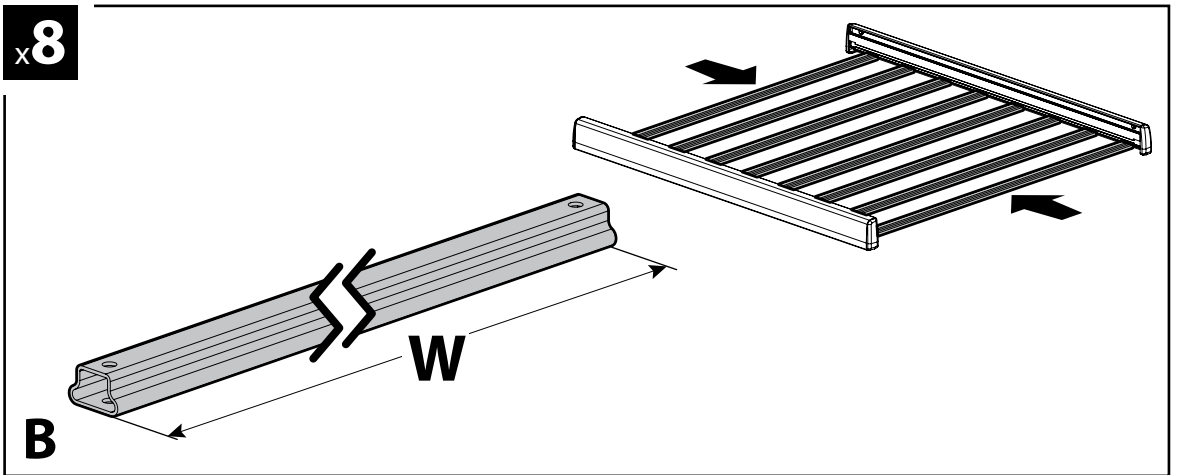
CONTENUTO • CONTENT • CONTENU • INHALT • CONTENIDO



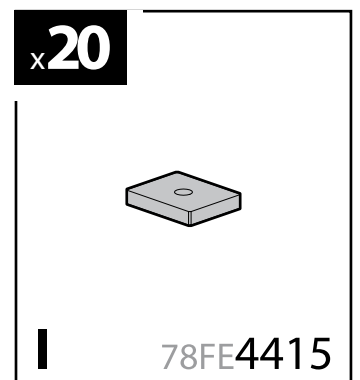
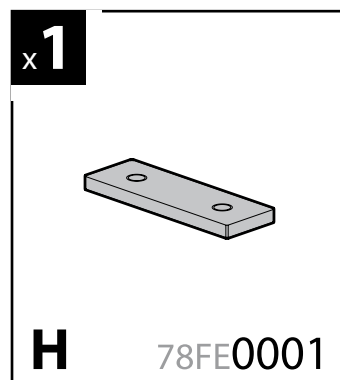
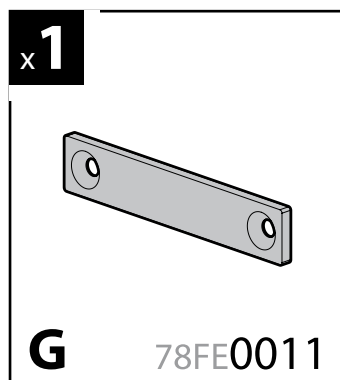
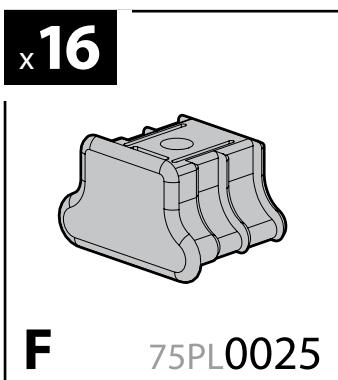
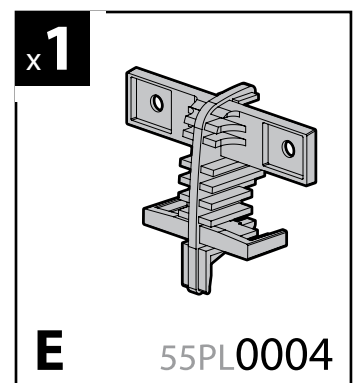
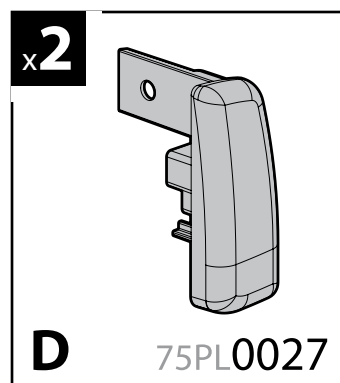
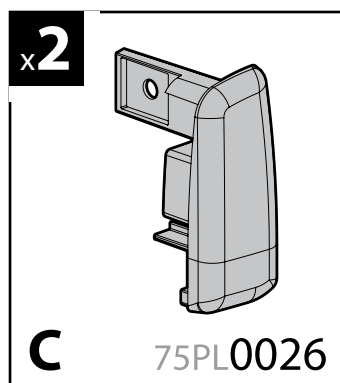
Art.	L
N10206	120 <sub>cm</sub>
N10207	150 <sub>cm</sub>
N10208	180 <sub>cm</sub>
N10209	210 <sub>cm</sub>

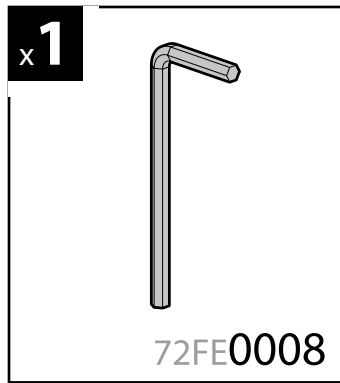
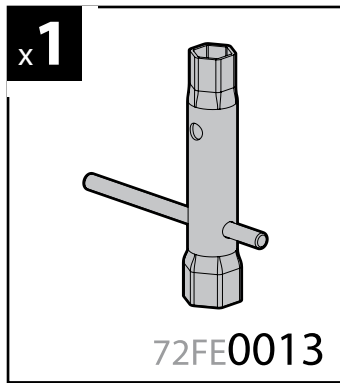
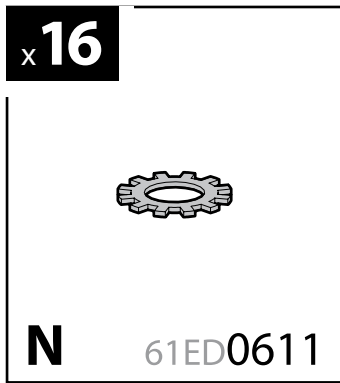
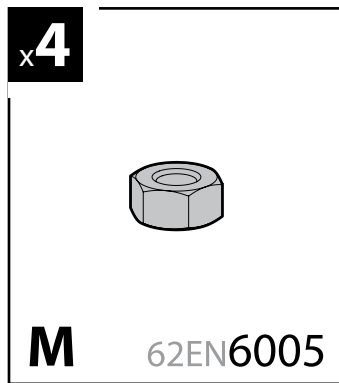
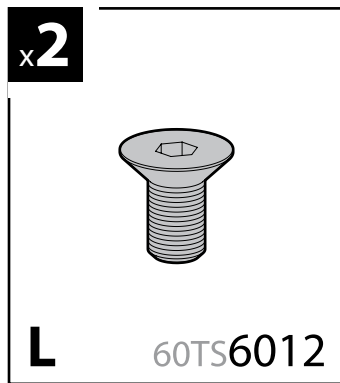
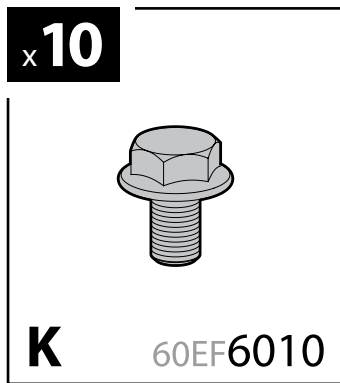
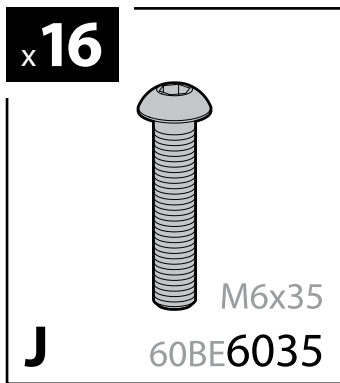


Art.	W
N10211	115 <sub>cm</sub>
N10212	135 <sub>cm</sub>
N10213	150 <sub>cm</sub>
N10214	180 <sub>cm</sub>




**T-7** N10205

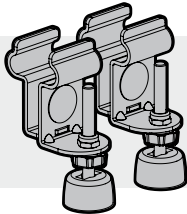




**+**

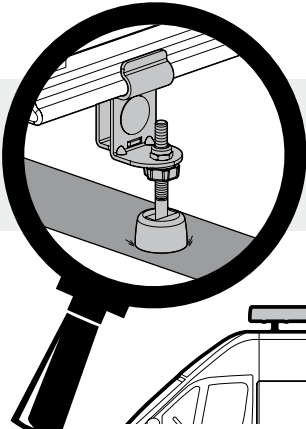



**P**

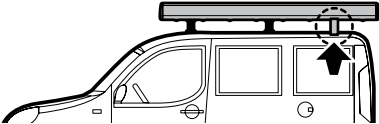
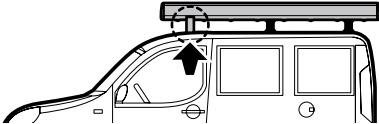
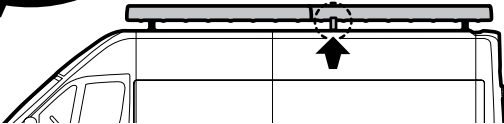


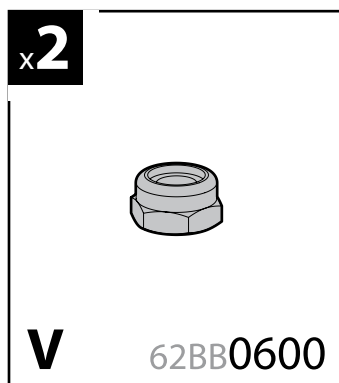
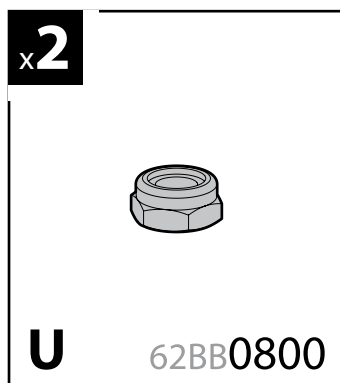
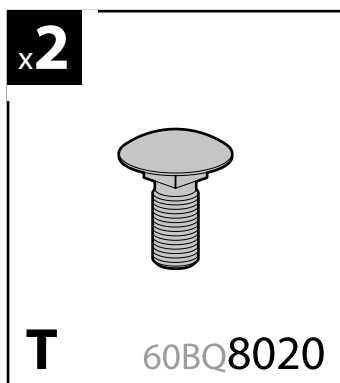
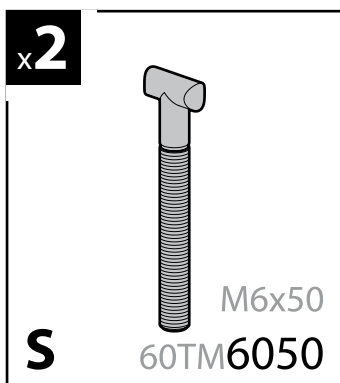
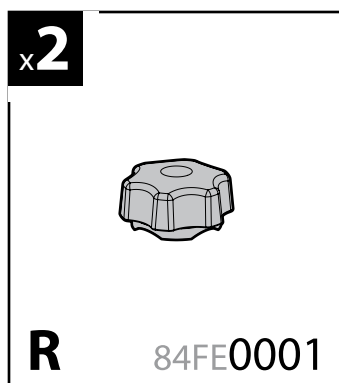
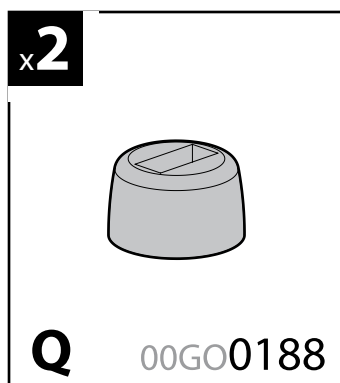
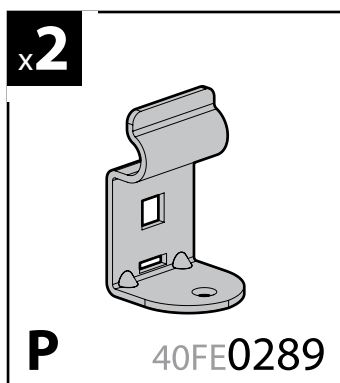
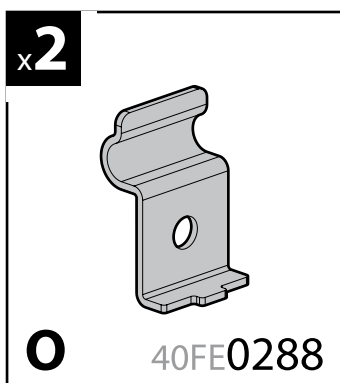
**Art. N99970**

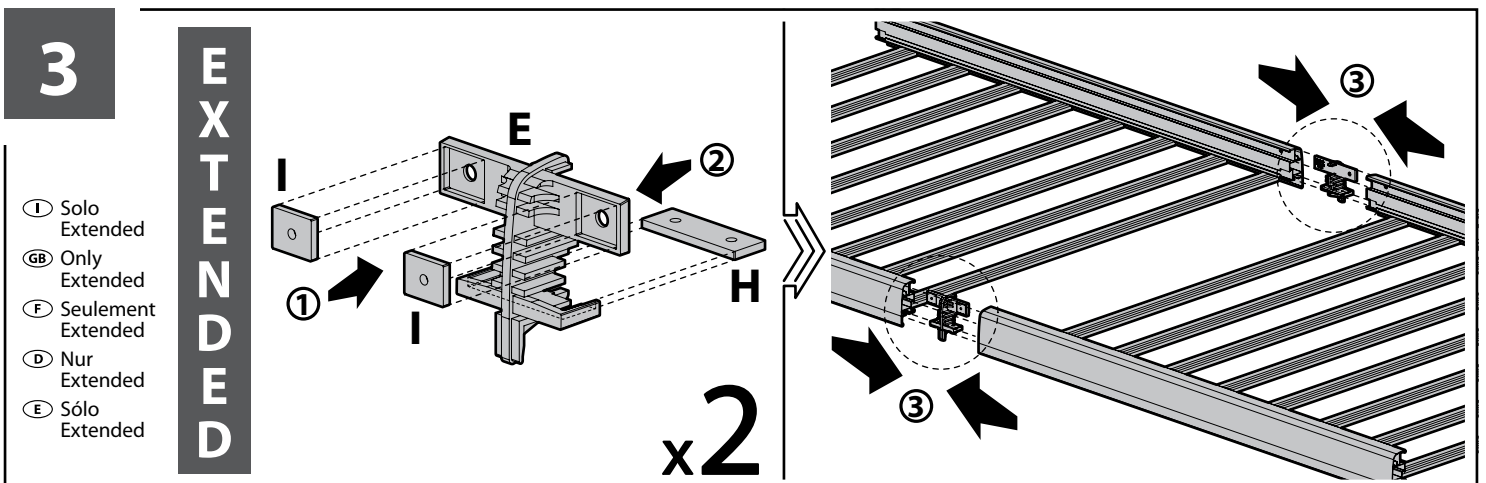
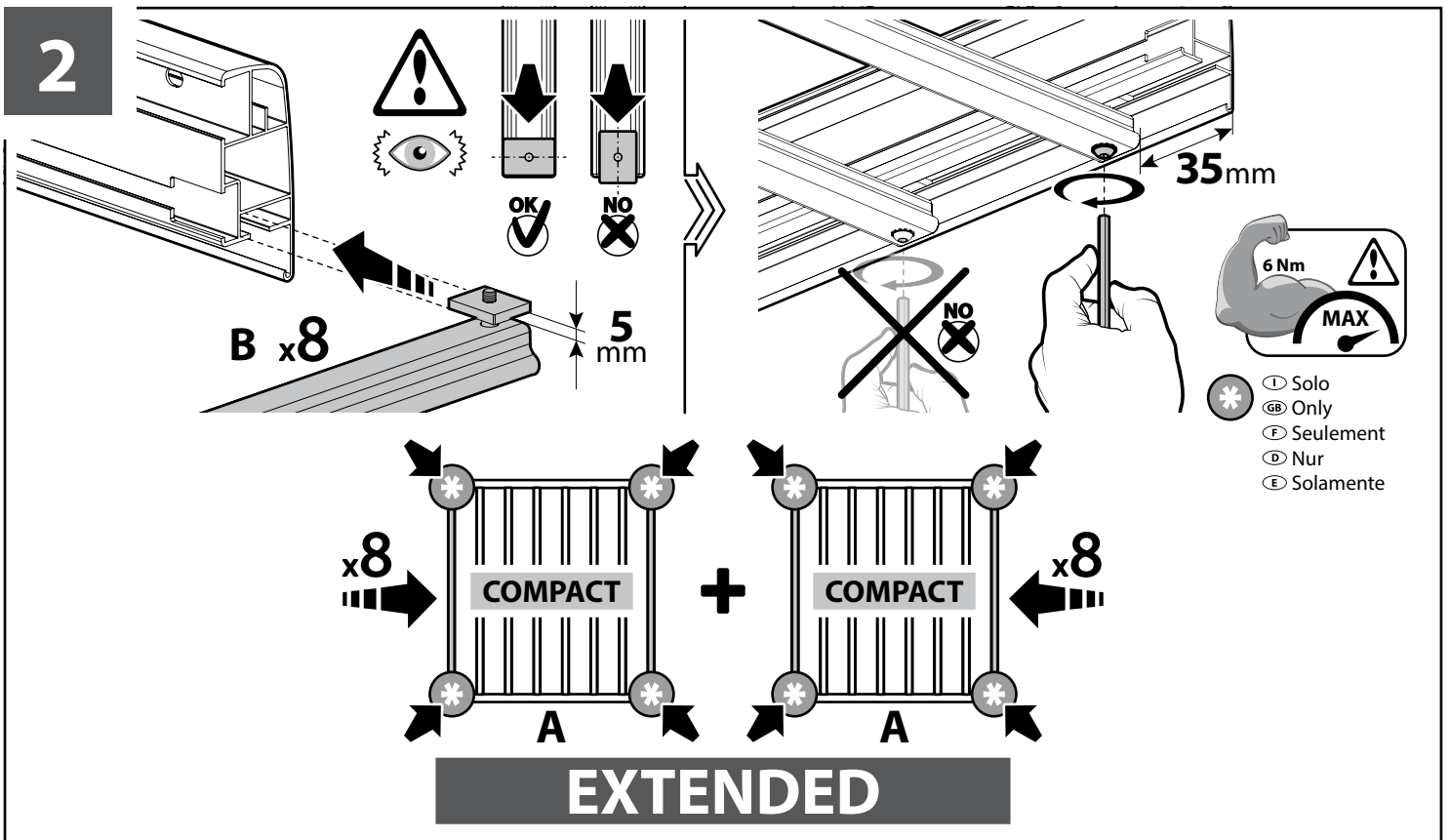
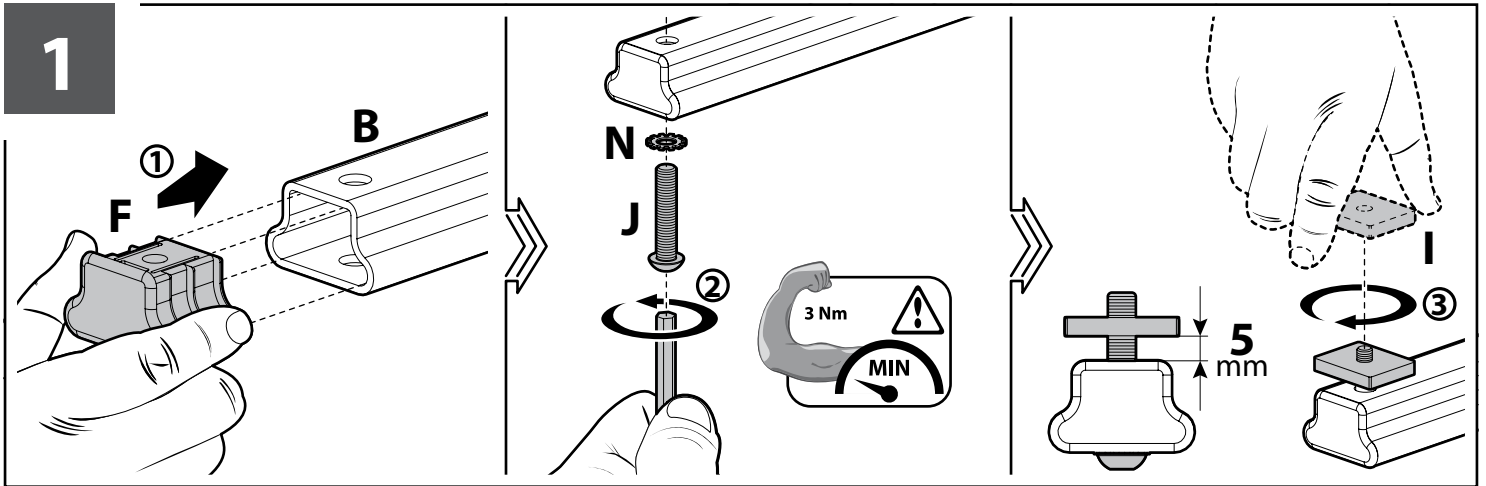
Se necessario     If required  
 Si nécessaire     Notfalls  
 Si es necesario



pag.11  pag. 11



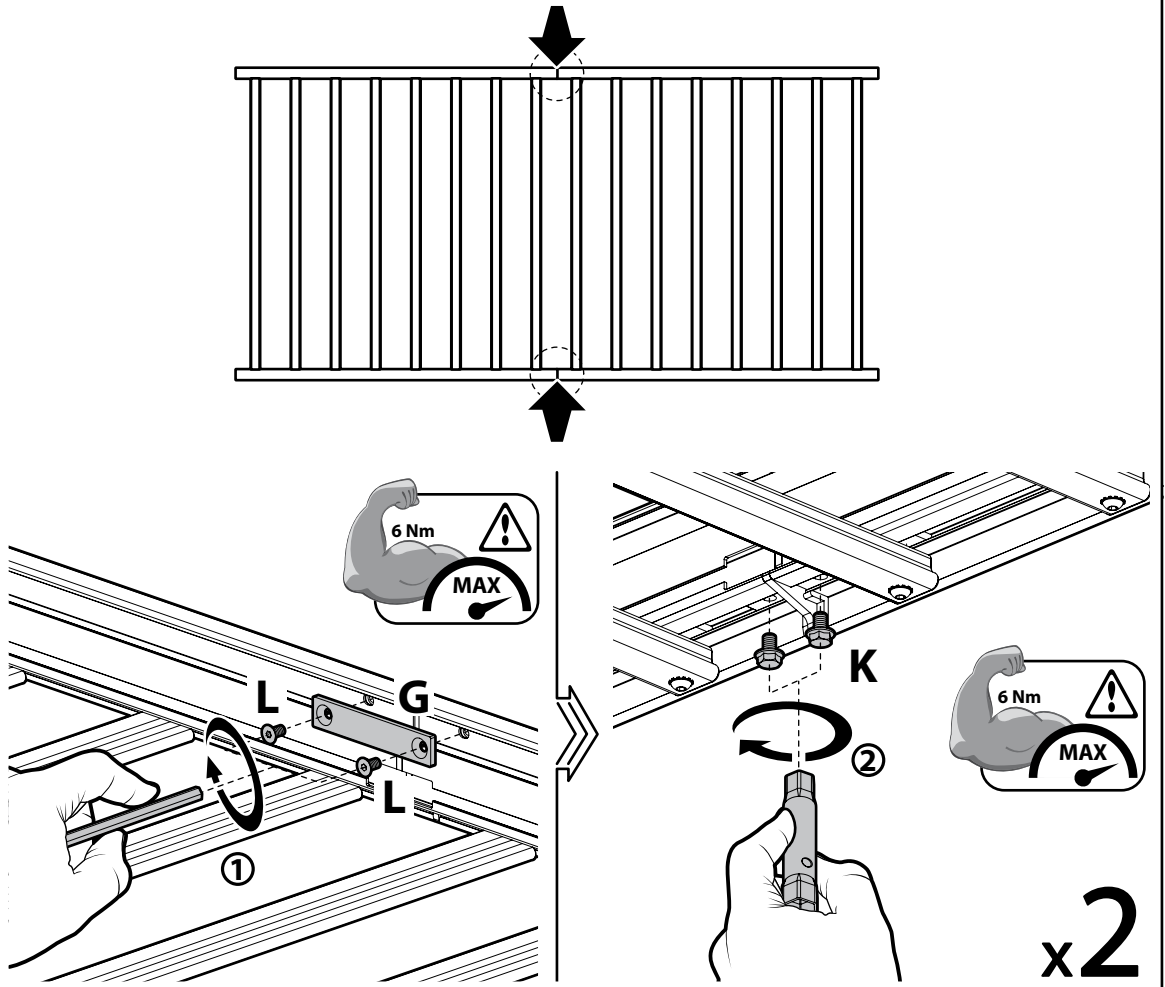




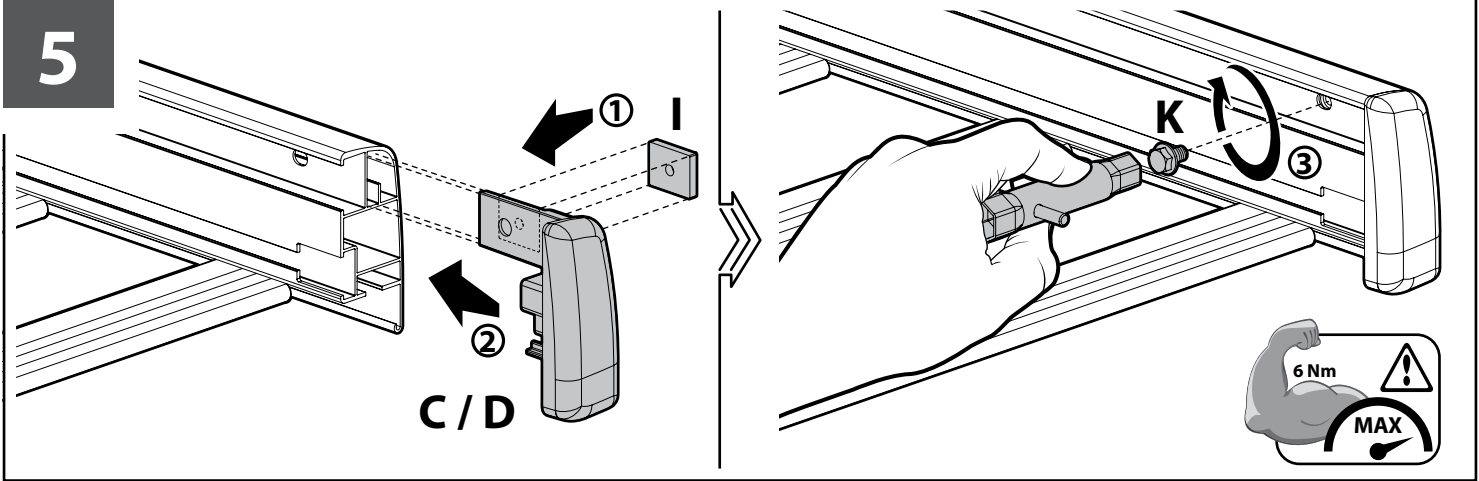
4

EXTENDED

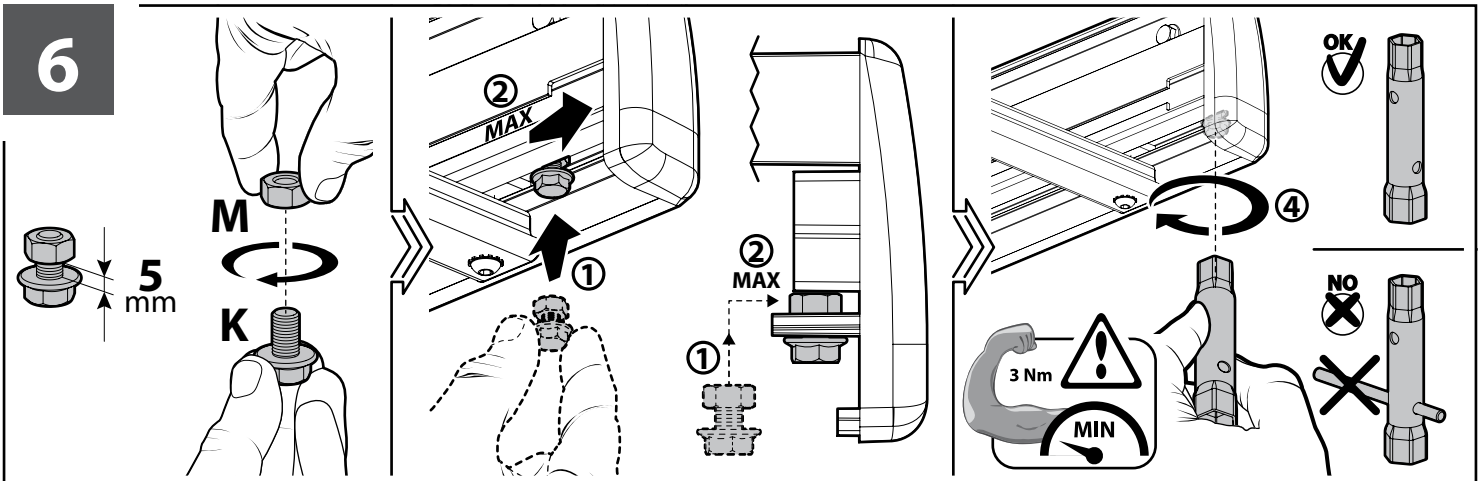
- Ⓢ Solo Extended
- Ⓒ Only Extended
- Ⓕ Seulement Extended
- Ⓓ Nur Extended
- Ⓔ Sólo Extended



5



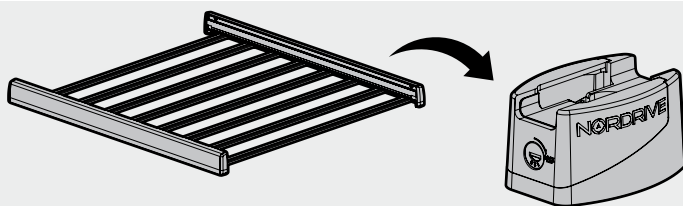
6



**ISTRUZIONI DI MONTAGGIO • FITTING INSTRUCTIONS • INSTRUCTIONS DE MONTAGE  
MONTAGEANWEISUNG • INSTRUCCIONES DE MONTAJE**

**A**

- ① MONTAGGIO DIRETTO SU KIT PIEDI SPECIFICI
- GB FITTING ON **FOOT KITS**
- F MONTAGE DIRECT SUR LES **PATTES DE FIXATION SPÉCIFIQUES**
- D DIREKTE MONTAGE AUF DEN **SPEZIFISCHEN FUßSÄTZEN**
- E MONTAJE DIRECTO EN LOS **KIT DE FIJACIONES ESPECIFICAS**



**A1**

①

②

③

④

ALTO / TOP

OK

NO

**A2**

①

6 Nm MAX

②

③

Opened

Lock

Locked

**A3**

①

②

③

④

⑤

⑥

⑦

35mm

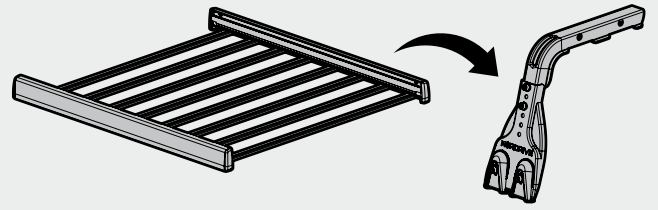
35mm

A ≅ B ≅ C ≅ D ≅ E ≅ F ≅ G

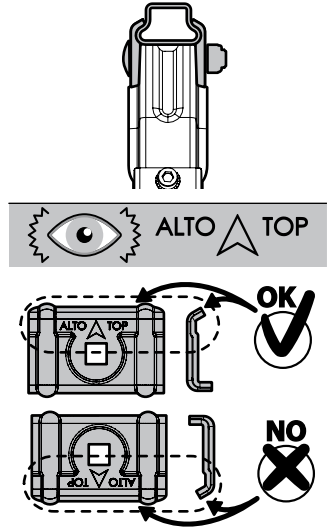
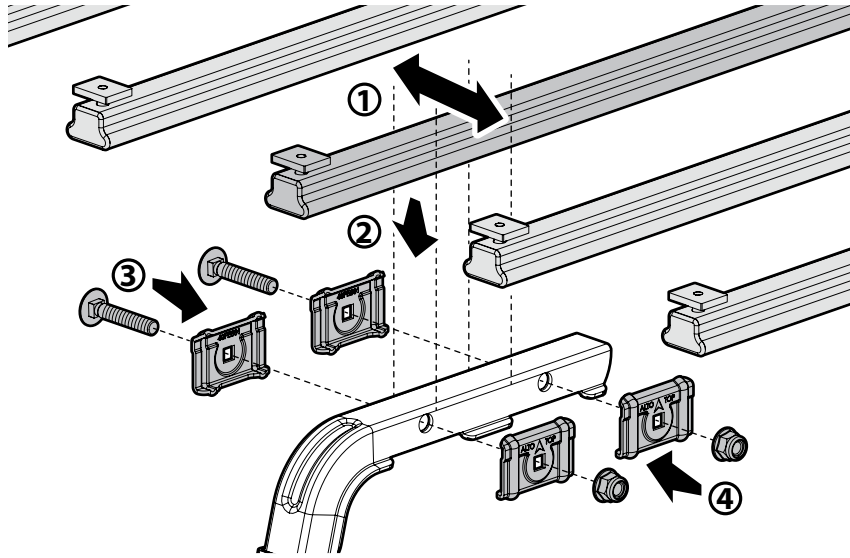
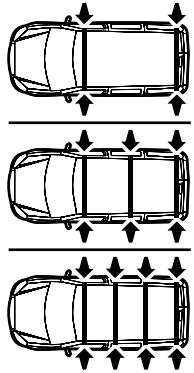


# B

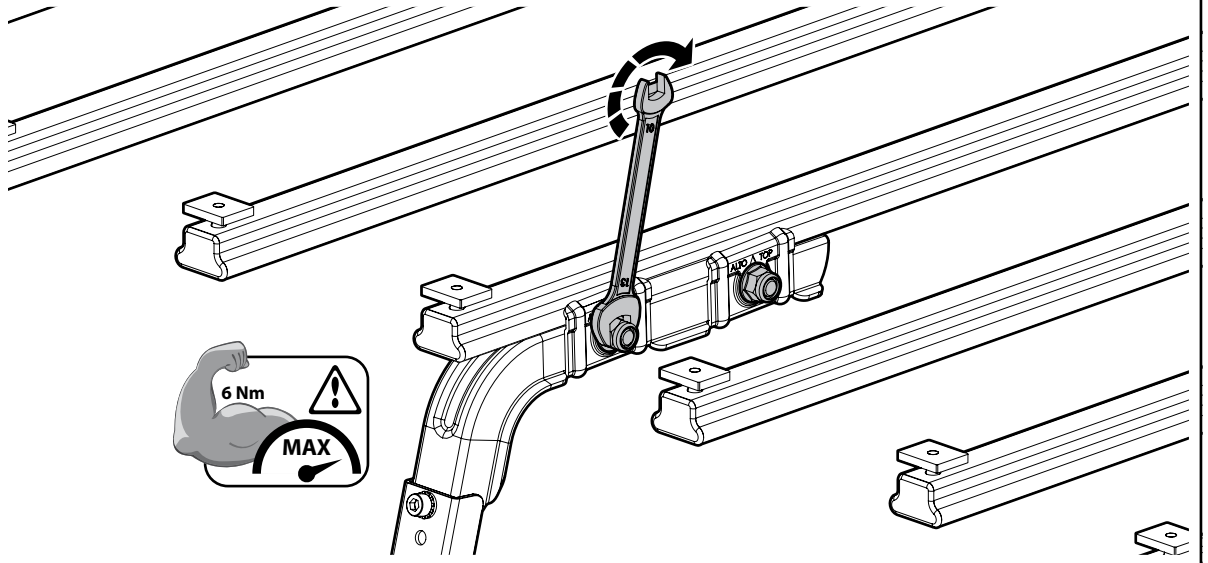
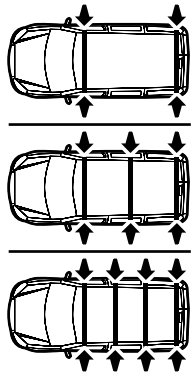
- ① MONTAGGIO DIRETTO SU KIT PIEDI GRONDINA
- GB FITTING ON RAIN GUTTER FEET
- ② MONTAGE DIRECT SUR LES PATTES DE FIXATION POUR GOUTTIÈRE
- ③ DIREKTE MONTAGE AUF DEN FUßSÄTZEN FÜR REGENRINNE
- ④ MONTAJE DIRECTO EN LOS KIT DE FIJACIONES PARA VIERTEAGUAS



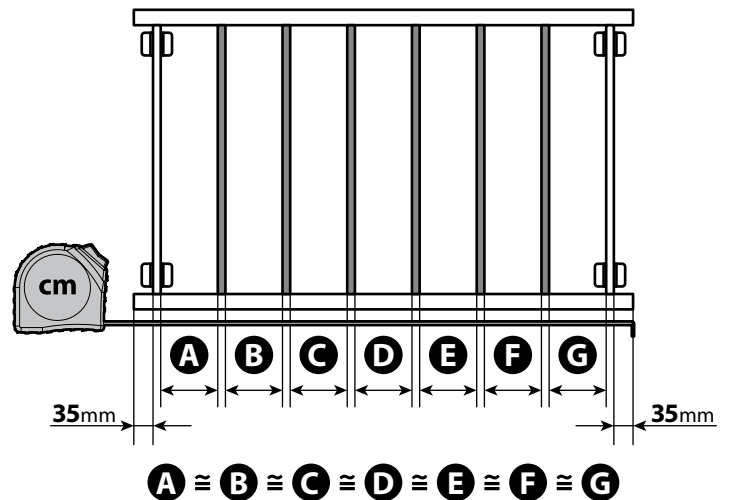
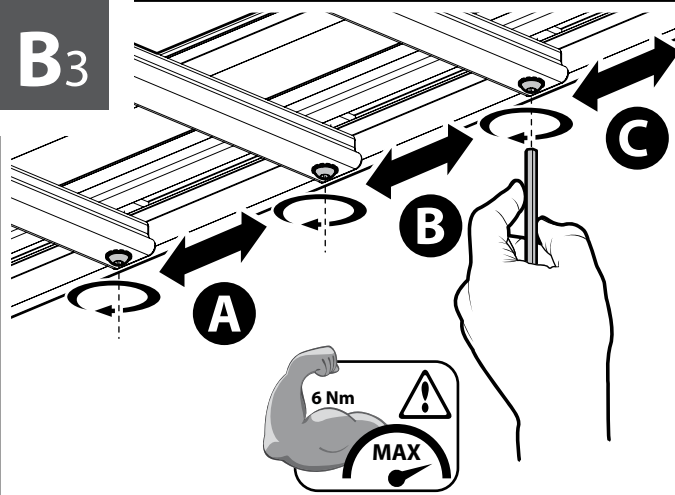
## B1



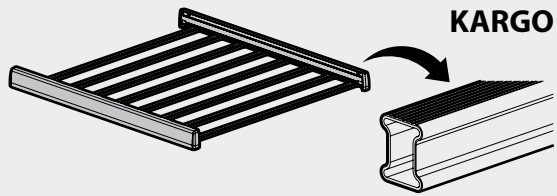
## B2



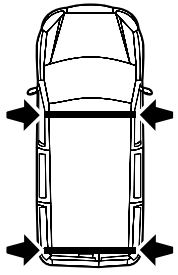
## B3



- ① MONTAGGIO DIRETTO SULLE **BARRE KARGO ACCIAIO**
- GB FITTING ON **KARGO STEEL BARS**
- F MONTAJE DIRECTO EN **BARRAS DE ACERO DE KARGO**
- D DIREKTE MONTAGE AUF DEN **KARGO STAHL-DACHTRÄGERN**
- E MONTAGE DIRECT SUR LES **BARRES ACIER KARGO**

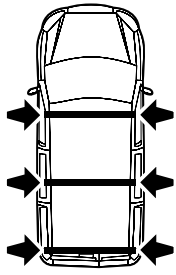


Richiesti  
Required  
Erforderlich  
**Art. N99968**



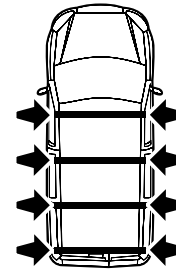
**2** BARRE  
BARS  
DACHTRÄGER

+ **2x**  
Art. N99968



**3** BARRE  
BARS  
DACHTRÄGER

+ **3x**  
Art. N99968



**4** BARRE  
BARS  
DACHTRÄGER

+ **4x**  
Art. N99968

**C1**

53FE0002

78PL0001

53FE0003

**C2**

M6x20

6 Nm MAX

83FE0006

**C3**

6 Nm MAX

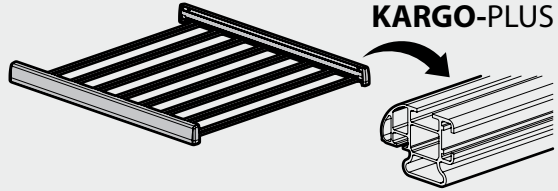
35mm

A B C D E F G

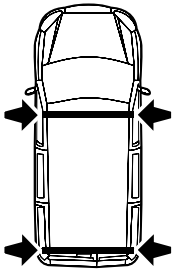
A ≅ B ≅ C ≅ D ≅ E ≅ F ≅ G

# D

- ① MONTAGGIO DIRETTO SULLE **BARRE KARGO-PLUS ALLUMINIO**
- ② FITTING ON **KARGO-PLUS ALUMINIUM BARS**
- ③ MONTAJE DIRECTO EN LAS **BARRAS DE ALUMINIO KARGO-PLUS**
- ④ DIREKTE MONTAGE AUF DEN **KARGO-PLUS ALUMINIUM-DACHTRÄGERN**
- ⑤ MONTAGE DIRECT SUR LES **BARRES ALUMINIUM KARGO-PLUS**

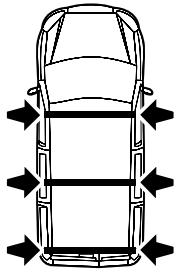


Richiesti  
Required  
Erforderlich  
**Art. N99968**



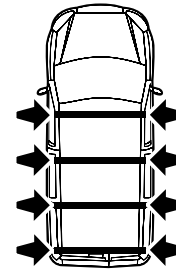
**2** BARRE  
BARS  
DACHTRÄGER

+ **2x**  
Art. N99968



**3** BARRE  
BARS  
DACHTRÄGER

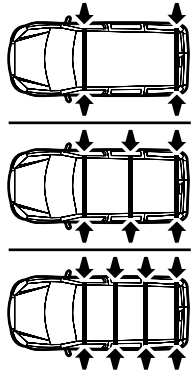
+ **3x**  
Art. N99968



**4** BARRE  
BARS  
DACHTRÄGER

+ **4x**  
Art. N99968

# D1



① **53FE0002**

② **78PL0001**

③ **78FE0010**

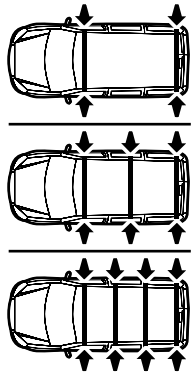
① **M6x20**

② **83FE0006**

**3 Nm**

**MIN**

# D2



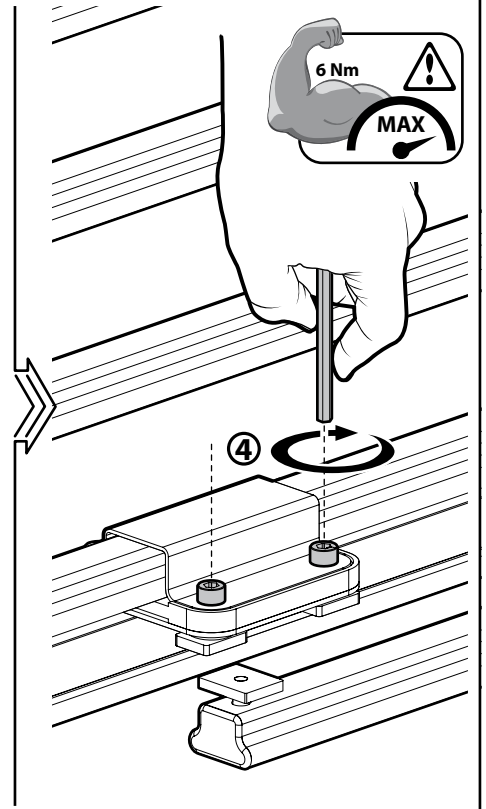
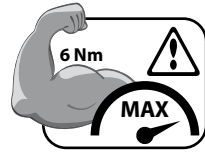
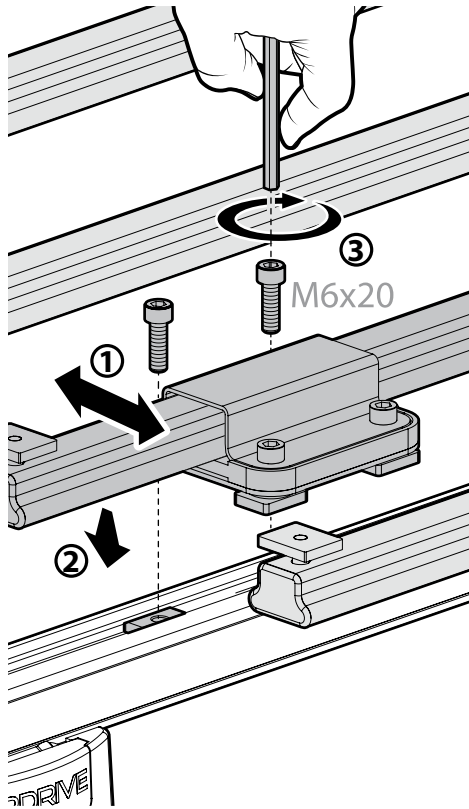
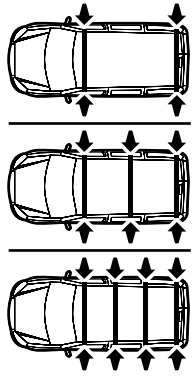
①

②

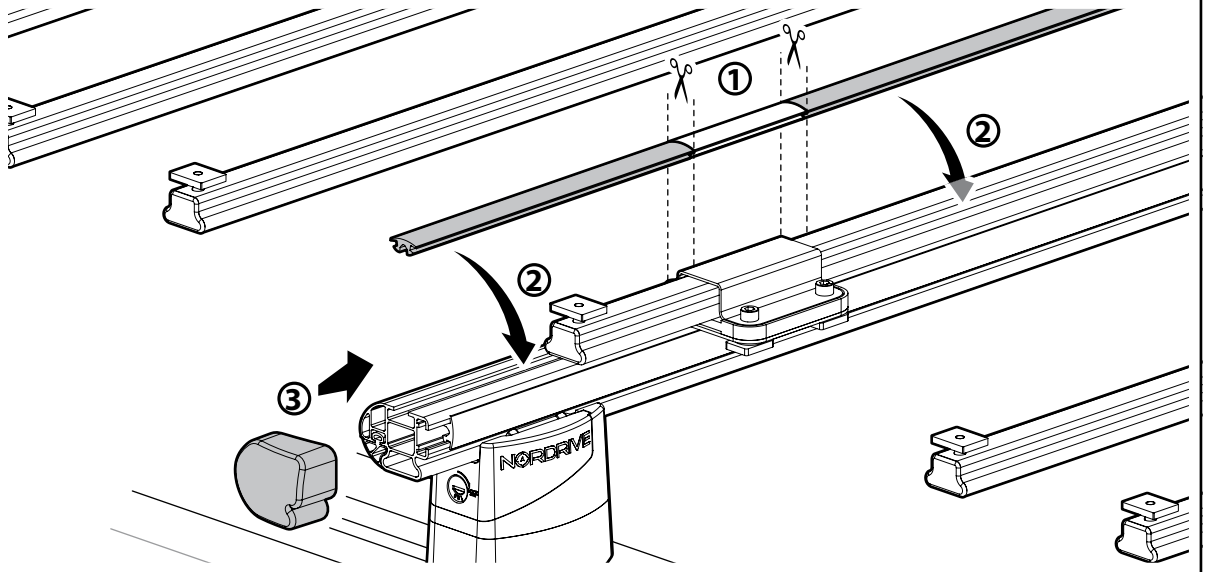
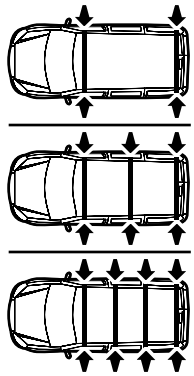
**78FE0009**

**NORDRIVE**

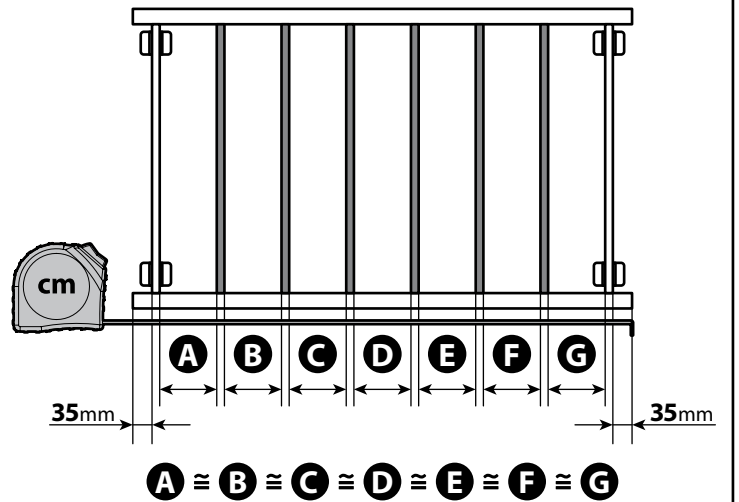
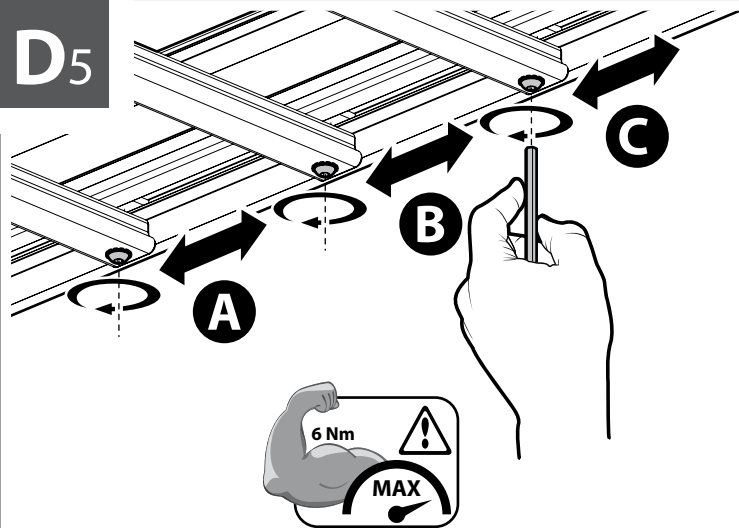
# D3

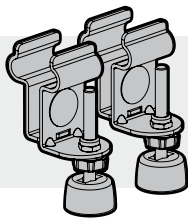


# D4



# D5

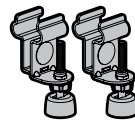




# Art. N99970

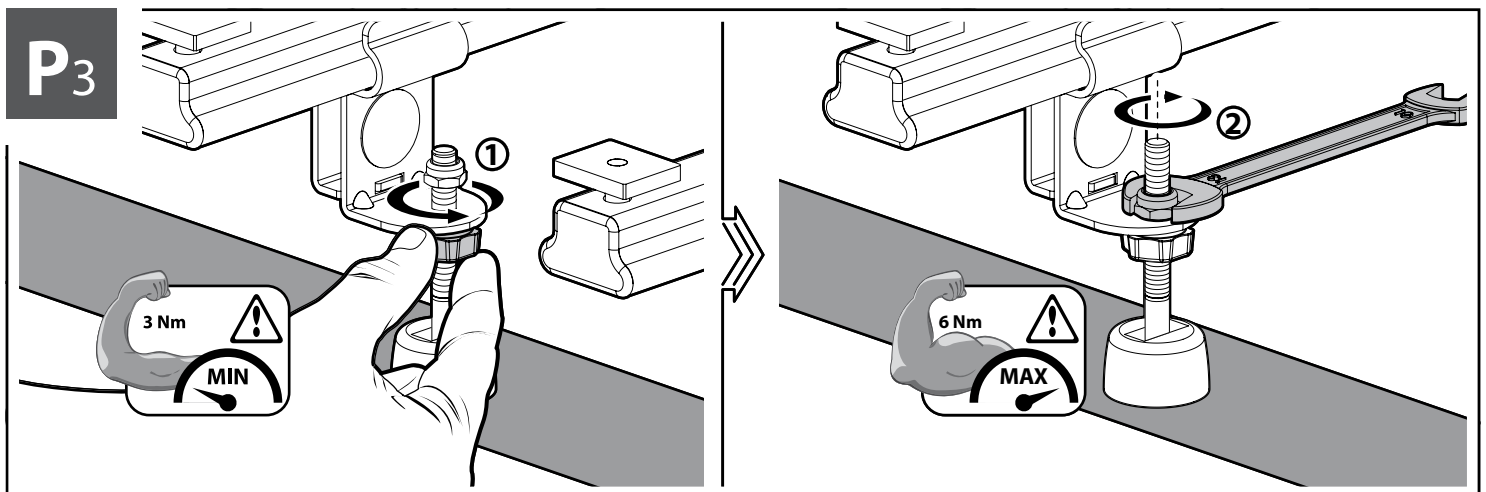
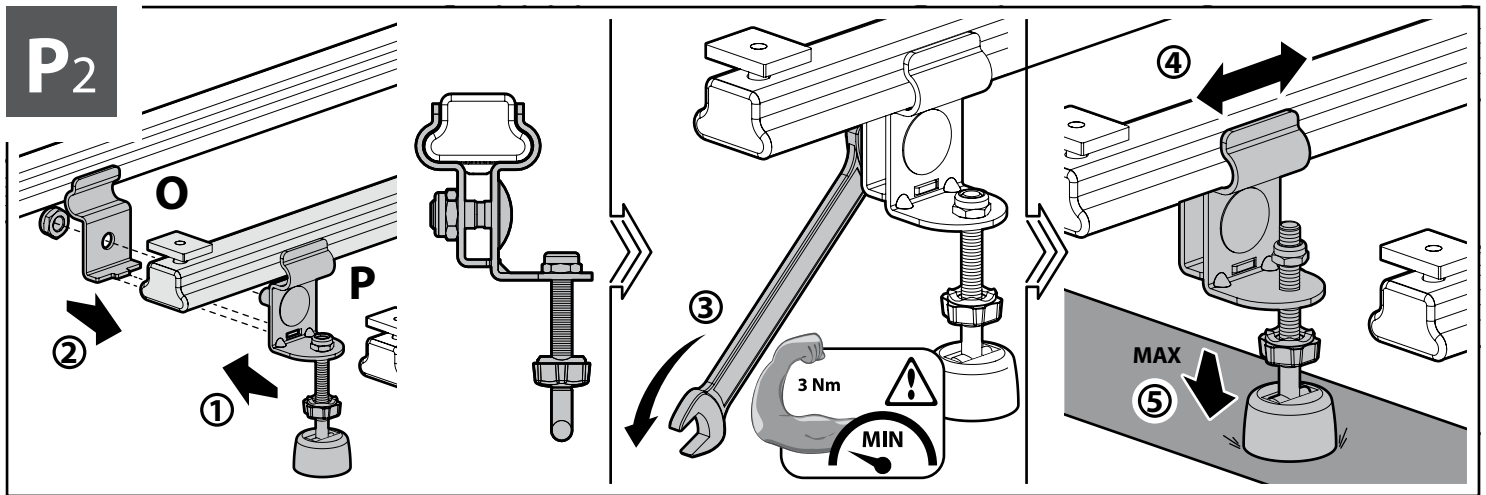
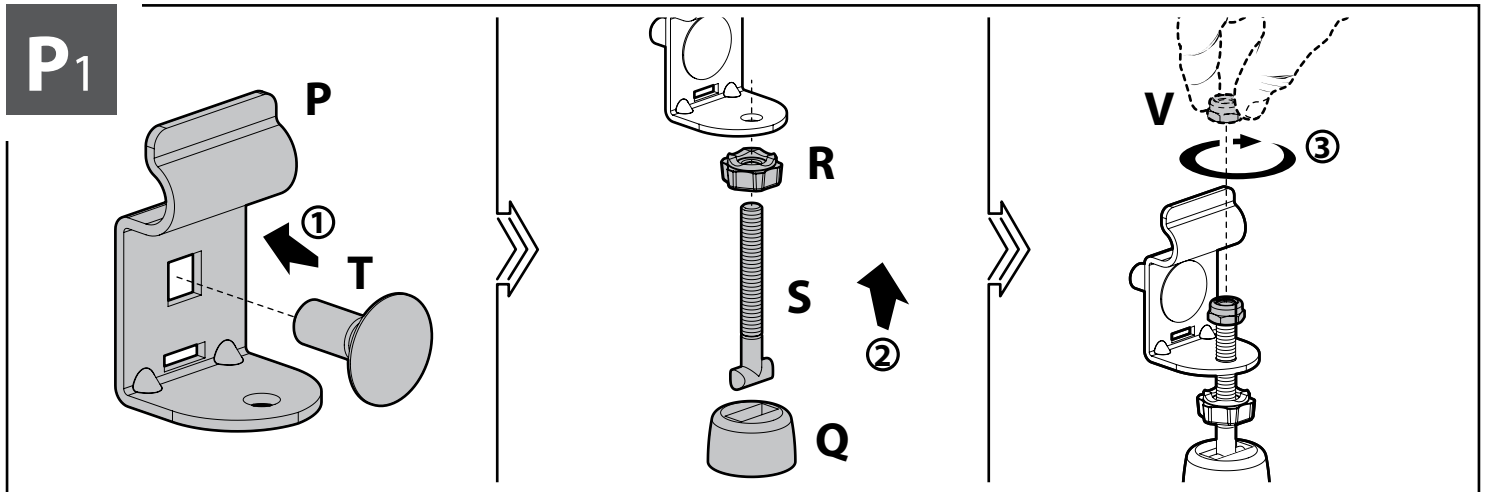
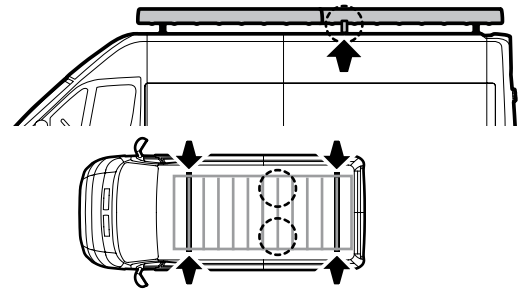
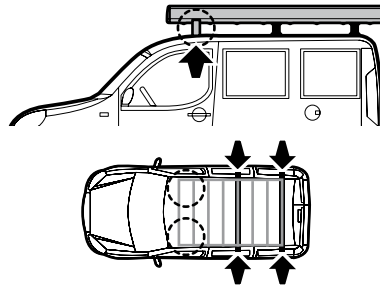
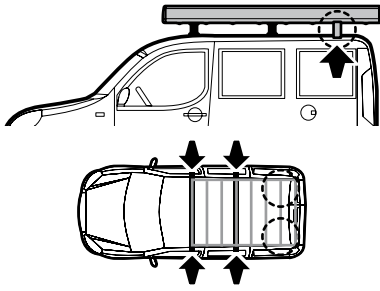
- ① Se necessario    GB If required
- ② Si nécessaire    D Notfalls
- ③ Si es necesario

Richiesti  
Required  
Erforderlich



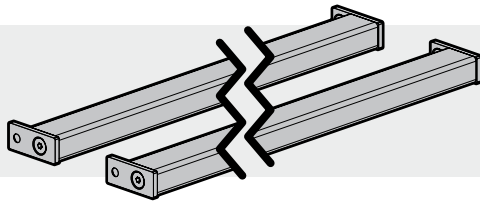
# NORDDRIVE®

TRANSPORT SOLUTIONS





**OPTIONAL**

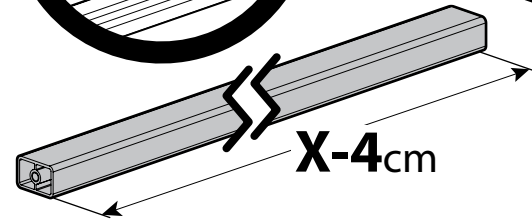
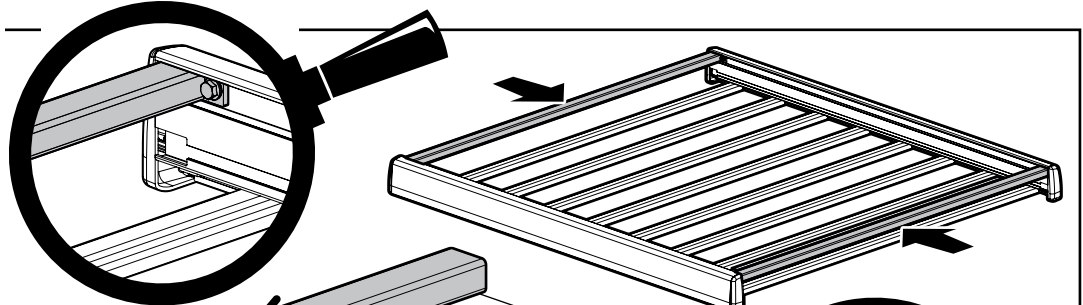


**NORDDRIVE®**  
TRANSPORT SOLUTIONS


**CONTENUTO • CONTENT • CONTENU • INHALT • CONTENIDO**



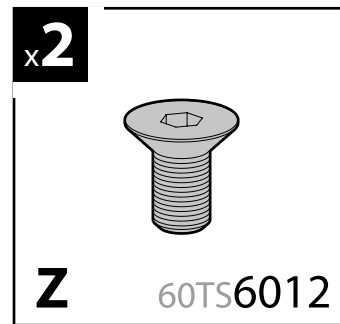
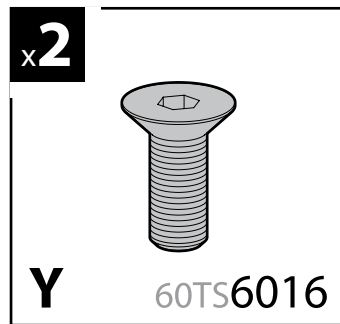
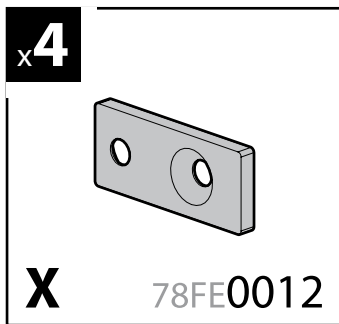
**x2**



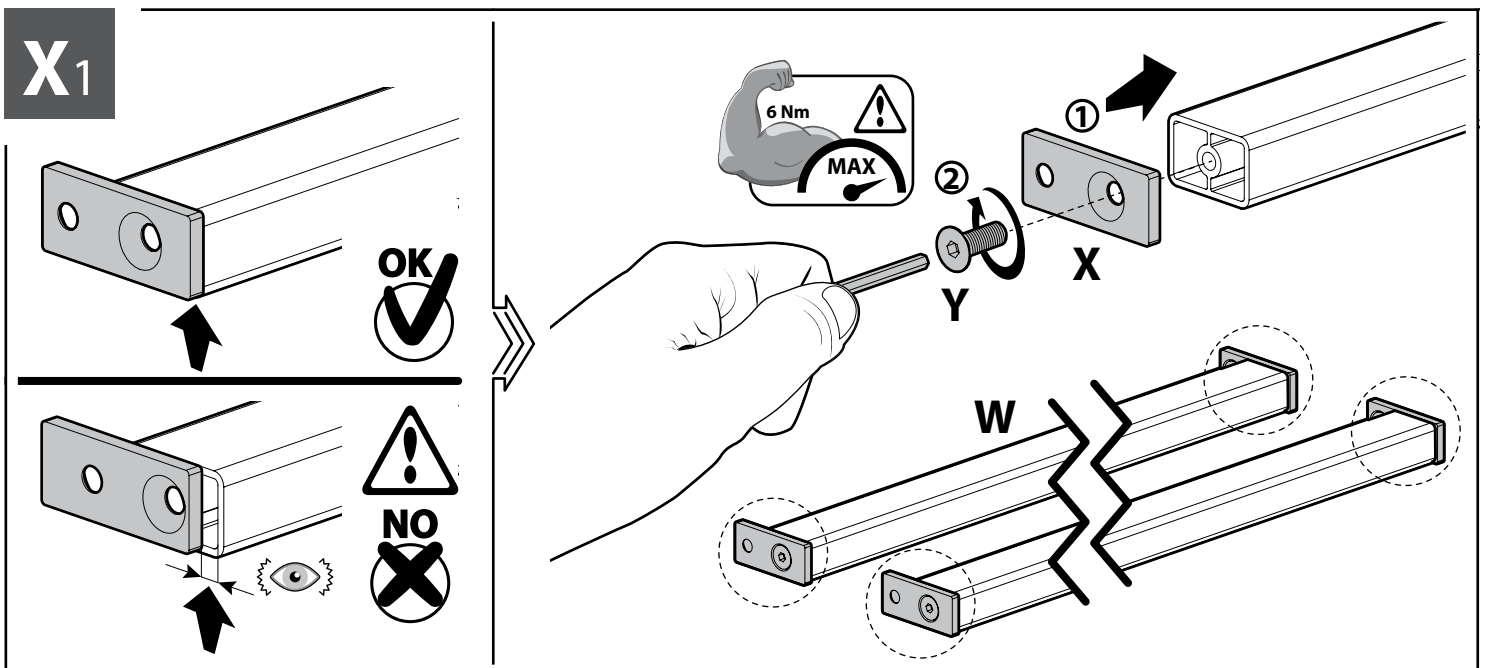
**W**



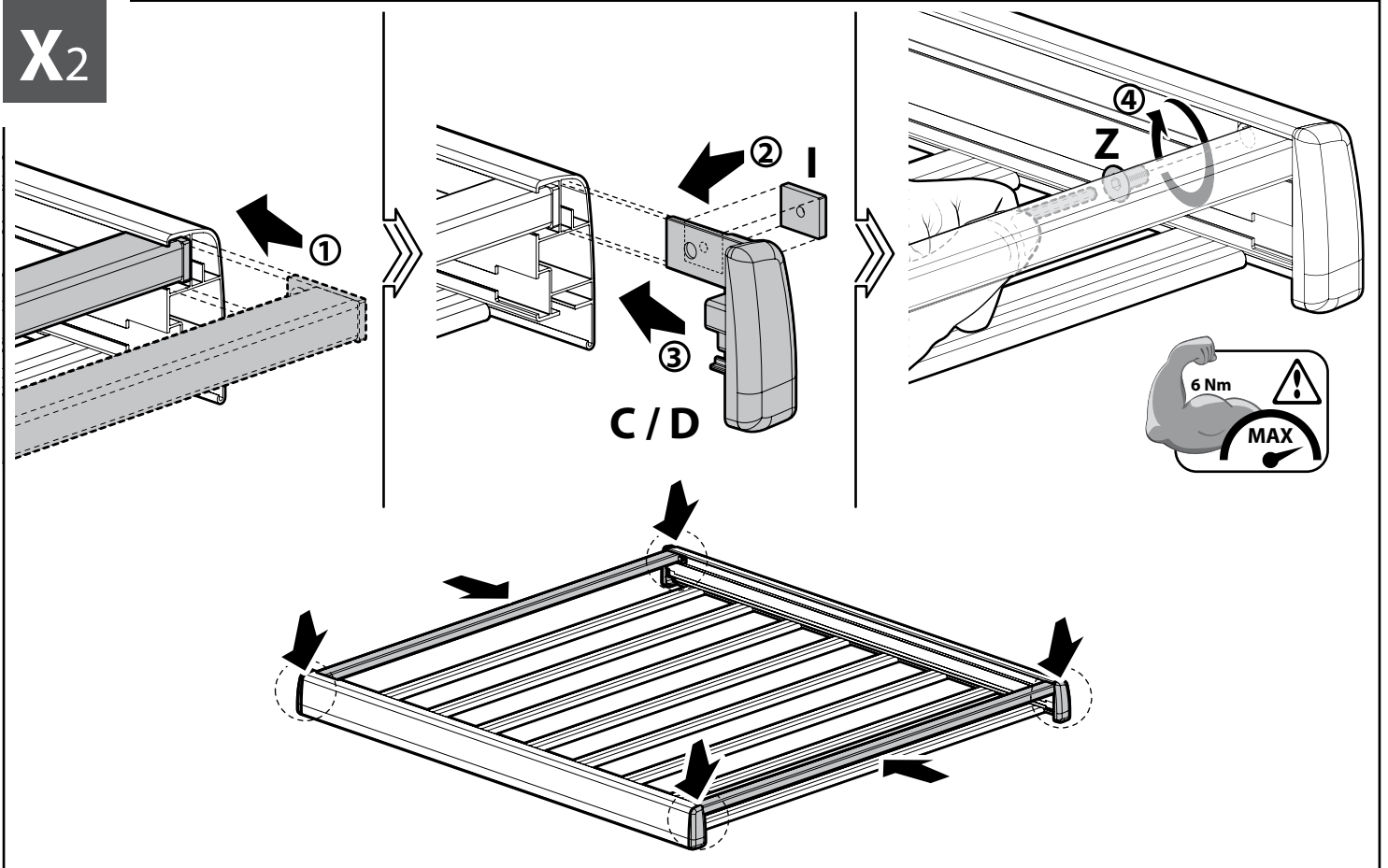
Art.	X
N10221	120 <sub>cm</sub> (-4cm)
N10222	135 <sub>cm</sub> (-4cm)
N10223	150 <sub>cm</sub> (-4cm)
N10224	180 <sub>cm</sub> (-4cm)



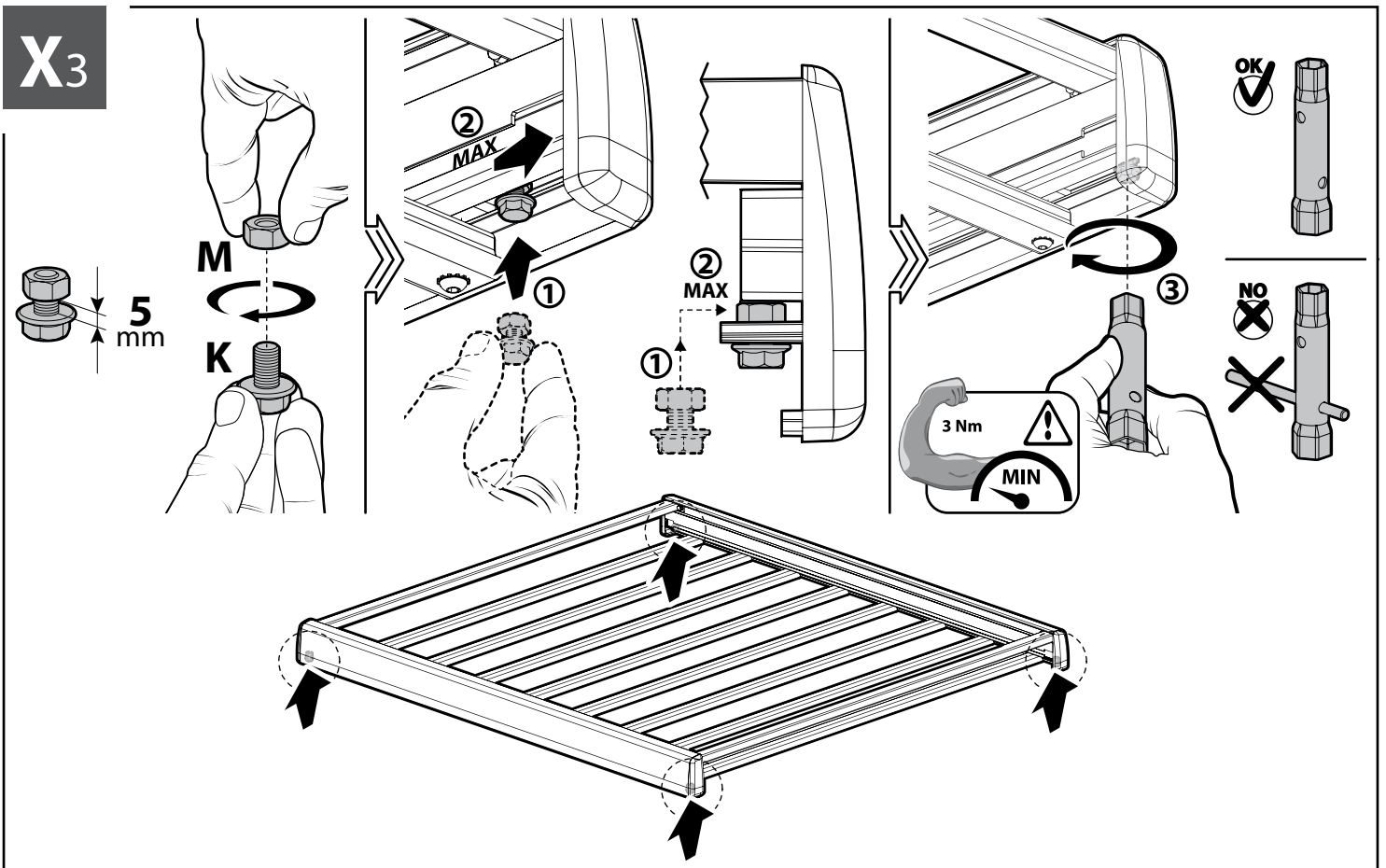
**ISTRUZIONI DI ASSEMBLAGGIO • ASSEMBLY INSTRUCTIONS • INSTRUCTIONS D'ASSEMBLAGE  
EINBAUANWEISUNG • INSTRUCCIONES DE ENSAMBLADO**



X<sub>2</sub>



X<sub>3</sub>



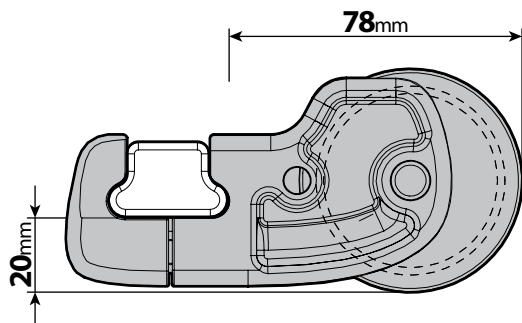
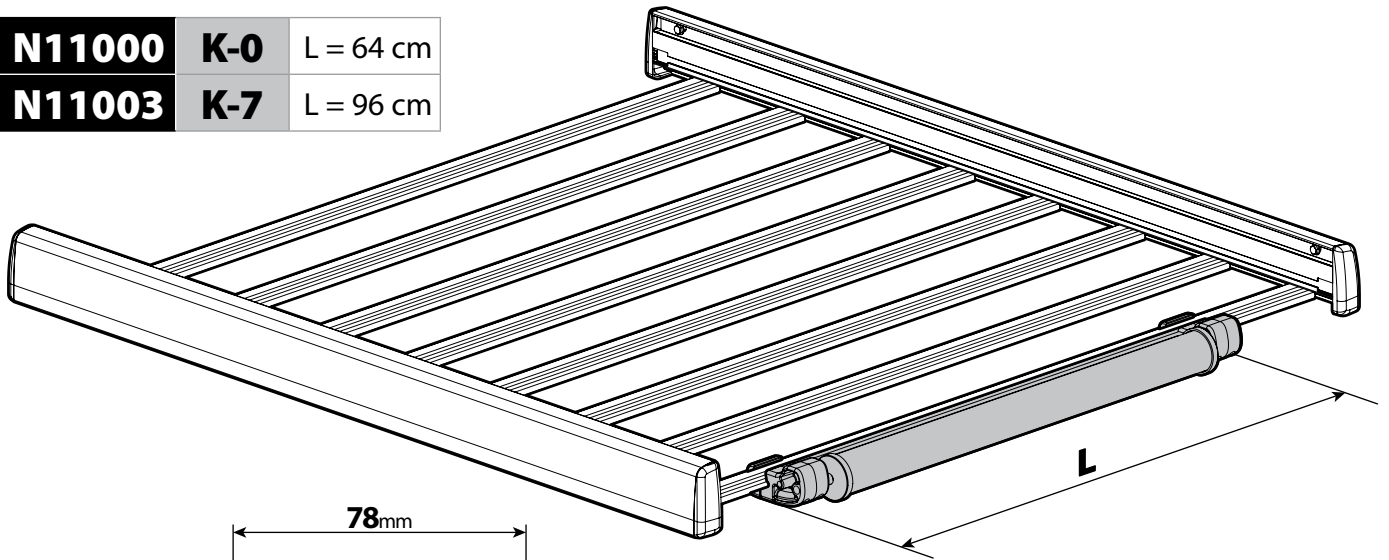


# OPTIONALS

## KARGO ROLLER

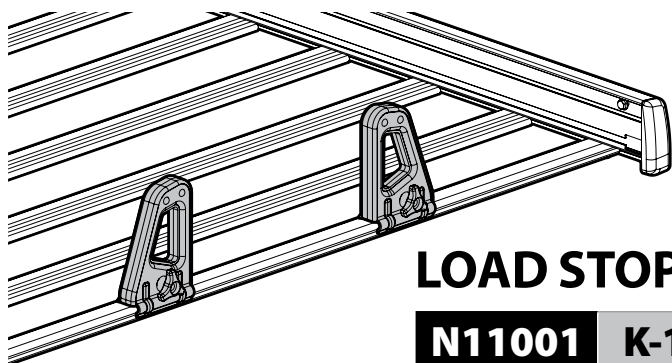
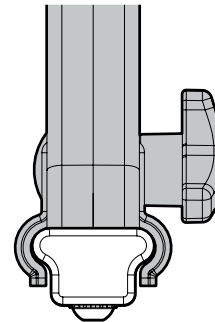
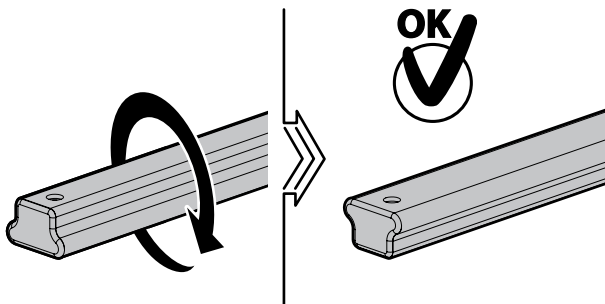
**N11000** K-0 L = 64 cm

**N11003** K-7 L = 96 cm



**RULLO POSTERIORE**  
In metallo con rivestimento plastico.  
Facilita il carico e lo scarico di oggetti lunghi.

**KARGO ROLLER**  
Metal core with plastic sheath.  
Makes it easy to load and unload long objects from the rear of the vehicle.



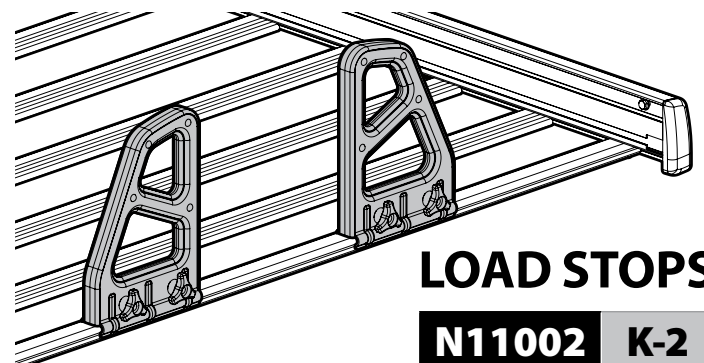
### LOAD STOPS

**N11001** K-1

**FERMACARICO K-1 (COPPIA)**  
Scorrevoli lungo la barra e serrabili tramite pomello senza l'ausilio di utensili.  
Mantengono in posizione scale, tavole, assi ed altri carichi poco voluminosi.

#### LOAD STOPS K-1 (PAIR)

Easy to move along the bar and adjust according to the load. Keep the non-bulky load firmly in place and prevent it from sliding.



### LOAD STOPS

**N11002** K-2

**FERMACARICO K-2 (COPPIA)**  
Scorrevoli lungo la barra e serrabili tramite pomelli senza l'ausilio di utensili.  
Mantengono in posizione scale, tavole, assi ed altri carichi, anche voluminosi.

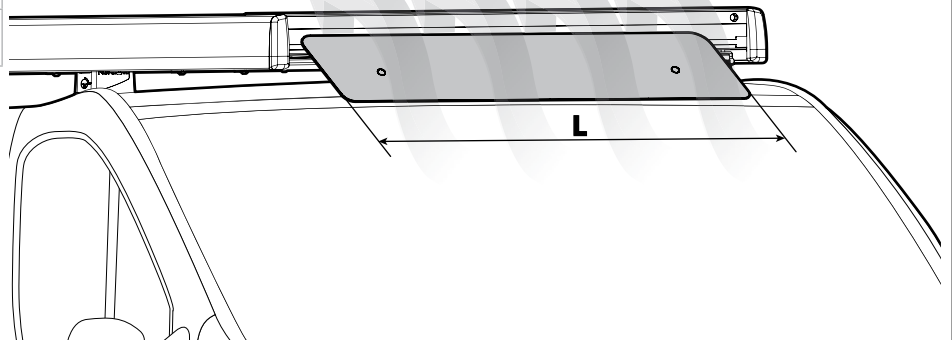
#### LOAD STOPS K-2 (PAIR)

Easy to move along the bar and adjust according to the load. Keep the bulky load firmly in place and prevent it from sliding.

# OPTIONALS

## SPOILER

<b>N11053</b>	<b>K-9</b>	L = 95 cm
<b>N11054</b>	<b>K-11</b>	L = 110 cm



### DEFLETTORE AERO KARGO

Kit deflettore per barre portatutto Kargo.

#### Funzioni:

- Migliora l'aerodinamica del veicolo.
- Contribuisce a ridurre il consumo di carburante.
- Attenua il rumore aerodinamico durante la guida.

#### Caratteristiche:

- In alluminio verniciato a polvere.
- Flessibile, per adattarsi alla curvatura del tetto.
- Inclinazione ed escursione regolabili
- Indicato per i furgoni di piccole dimensioni (es. Doblò, Fiorino, Bipper, Kangoo, ecc.)

### AERO KARGO DEFLECTOR

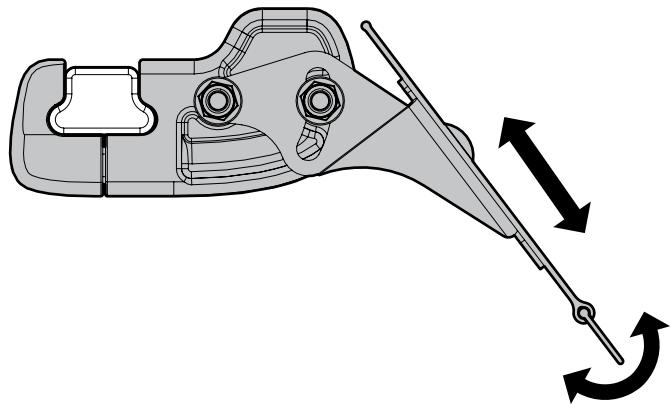
Wind deflector kit for Kargo roof bars.

#### Functions:

- Improves aerodynamics of the vehicle.
- Helps increasing fuel efficiency.
- Reduces wind-noise while driving.

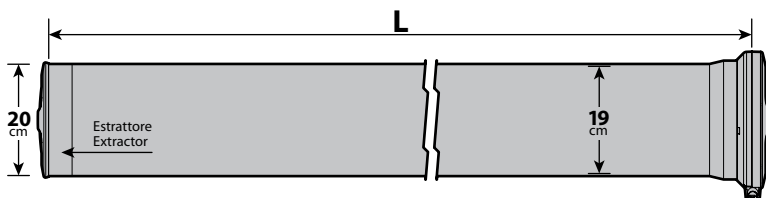
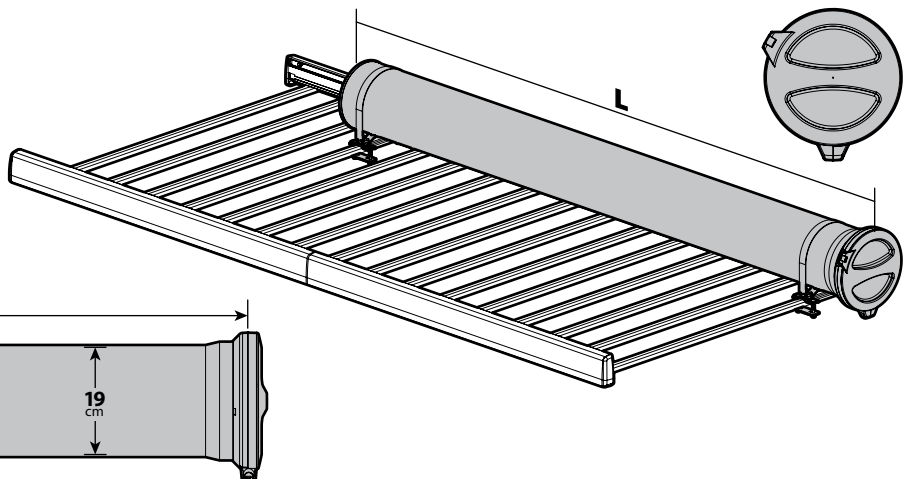
#### Features:

- Aluminium powder coated.
- Flexible, adapting to the curve of the roof.
- Adjustable extension and angle.
- Suitable for small vans (e.g. Doblò, Fiorino, Bipper, Kangoo, ecc.)



## KARGO-TUBE

<b>N11050</b>	<b>T200</b>	L = 205 cm
<b>N11051</b>	<b>T300</b>	L = 305 cm
<b>N11052</b>	<b>T400</b>	L = 405 cm



### KARGO-TUBE

Per trasportare tubi, profili, ombrelloni, rotoli, pali ed altri oggetti lunghi. Struttura in polipropilene antiurto con estremità anteriore termosaldata a tenuta ermetica.

L'interno del tubo è completamente liscio, senza giunture, saldature, non graffia le tubazioni o gli oggetti inseriti al suo interno. La forma rotonda previene lo spostamento e lo sbattimento laterale degli oggetti durante la guida.

Sportello di chiusura in resina composita con sistema di chiusura meccanico a baionetta completo di serratura.

In dotazione:

- Serratura con 3 chiavi
- Estrattore in acciaio zincato con fune in acciaio per facilitare l'estrazione del contenuto.
- 2 o 3 collari ed elementi di fissaggio in acciaio inox adatti per montaggio su barre tradizionali tramite cavallotti ad "U" e su barre con predisposizione raccordi a "T"

### KARGO-TUBE

Ideal for transporting pipes, umbrellas, canopies, rolls, rods, posts and other long objects. Single piece extrusion, thick impact resistant PP tube with heat sealed waterproof end cap.

The inner part of the tube is seamless, completely smooth, no joints, no hems to avoid damages, scratches and to facilitate the loading and unloading. The round shape ensures stability of the content and prevents the crashing against the sides while driving.

Closure cap with bayonet safety catch and integrated lock.

Included accessories :

- Lock with 3 keys.
- Inner load extractor with steel cable puller.
- 2 or 3 stainless steel fitting brackets suitable for installation on traditional roof bars and on aluminium bars with integrated "T" connector railing



**NORDRIVE**<sup>®</sup>  
TRANSPORT SOLUTIONS

**NORDRIVE**<sup>®</sup> is a registered trademark of  
**LAMPA S.p.A.**  
Via G. Rossa 53/55, 46019 Viadana (MN) ITALY  
Tel. +39 0375 820700  
UNI EN ISO 9001:2008 Certified Company  
[www.nordrive.it](http://www.nordrive.it)  
[www.lampa.it](http://www.lampa.it)

91CA0218 r00